


# TACT SWITCH SDTS(M)(J)-6 SERIES

## 6x6 Surface Mounting Type (Ground Terminal Optional)



2018



### FEATURES

- ※6x6mm, surface mounting type
- ※Optional ground pin
- ※Reflow solderable

### APPLICATION

- ※Audio, OA equipment
- ※Instrumentation, Communication
- ※White goods

### SPECIFICATION

Contact Rating	50mA, 12V DC
Contact Resistance	100mΩ max.
Insulation Resistance	100MΩ min. 500V DC
Dielectric Strength	250V AC/1 minute
Operating Force	100±50gf, Black(K) 160±50gf, Brown(N) 260±50gf, Red(R) 320±80gf, Salmon(S) 520±130gf, Yellow(Y)
Travel	0.25mm
Operating Life	Phosphor Bronze Dome 50,000 cycles for 520/320gf 100,000 cycles for 260gf 200,000 cycles for 160/100gf Stainless Steel Dome 300,000 cycles for 520/320gf 500,000 cycles for 260gf 1,000,000 cycles for 160/100gf
Operating Temp.	-25°C ~ +70°C
Storage Temp.	-30°C ~ +80°C

### HOW TO ORDER

**SDTS**   - 6

M=S.M.T.  
J=J Bend

=Without Ground Pin  
G=With Ground Pin(Only For M Type)

Height:  
1=4.30mm  
2=5.00mm  
3=7.00mm  
44=7.30mm (SQ.)x2.40mm  
48=7.30mm (SQ.)x2.80mm  
5=9.50mm  
6=13.00mm  
8=11.30mm

Package:  
B=Tube(Except J Type)  
T/R=Tape&Reel  
(Except SDTSM-69)

V=RoHS & Lead Free Solderable  
Q=Halogen Free

=Phosphor Bronze Dome  
S=Stainless Steel Dome

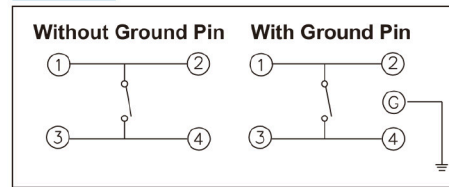
Operating Force:  
K=Black, 100gf  
N=Brown, 160gf  
R=Red, 260gf  
\*S=Salmon, 320gf  
\*Y=Yellow, 520gf  
(\*Not Available For Halogen Free)

### PACKAGE

<Tube>  
77 pcs

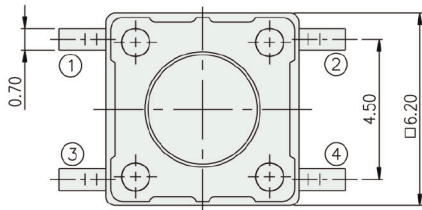
<Tape & Reel>  
SDTSM(G)(J)-61 / SDTSMG-62:1000 pcs  
SDTS(M)(J)-62:900 pcs SDTSM(G)(T)-63, 64:700 pcs SDTSJ-65:400 pcs  
SDTSM(G)-65:380 pcs SDTSM-68:300 pcs SDTSM-66:200 pcs

### CIRCUIT

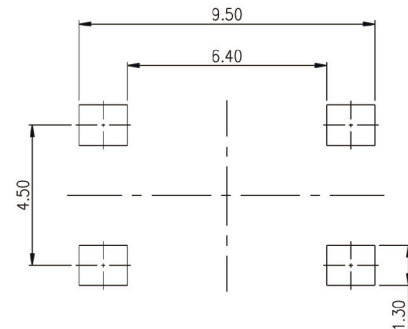
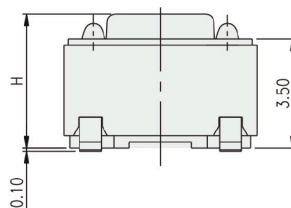
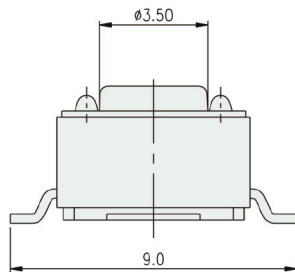


TACT SWITCH

### SDTSM-6



PART NO.	H
SDTSM-61	4.30
SDTSM-62	5.00
SDTSM-63	7.00
SDTSM-65	9.50
SDTSM-66	13.00
SDTSM-68	11.30



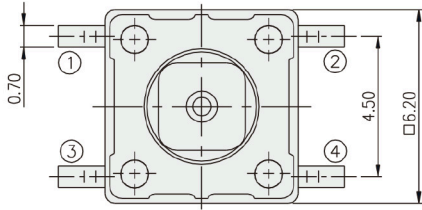
P.C.B. LAYOUT

TACT SWITCH  
SDTS(M)(J)-6 SERIES

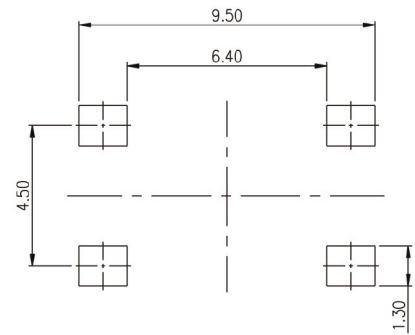
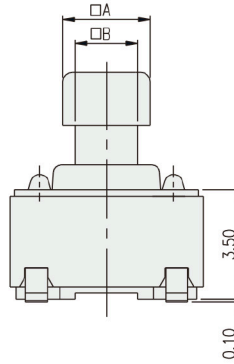
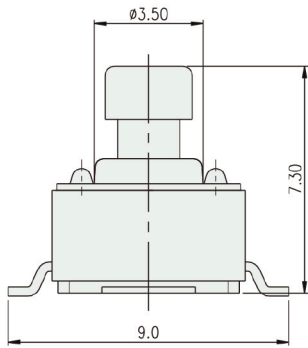
6x6 Surface Mounting Type  
(Ground Terminal Optional)



SDTSM-644(8)



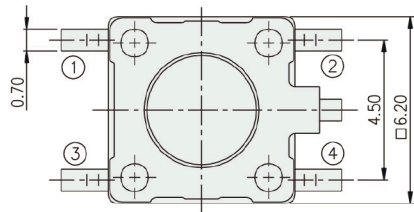
PART NO.	□A	□B
SDTSM-644	2.40	1.60
SDTSM-648	2.80	2.00



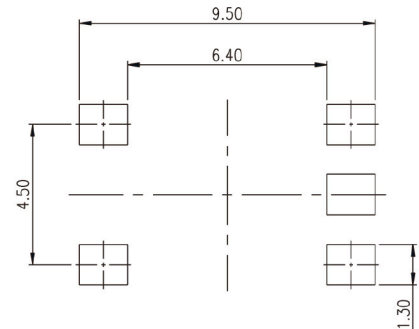
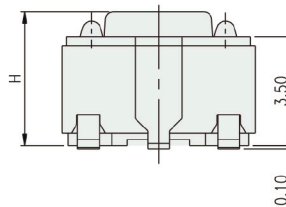
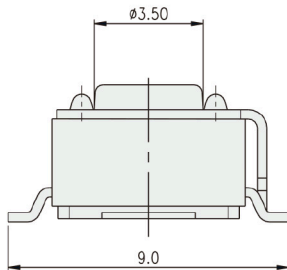
P.C.B. LAYOUT

TACT SWITCH

SDTSMG-6

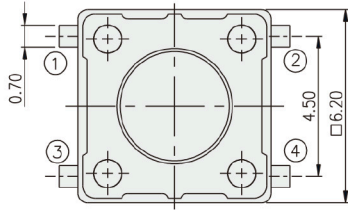


PART NO.	H
SDTSMG-61	4.30
SDTSMG-62	5.00
SDTSMG-63	7.00
SDTSMG-65	9.50
SDTSMG-66	13.00
SDTSMG-68	11.30

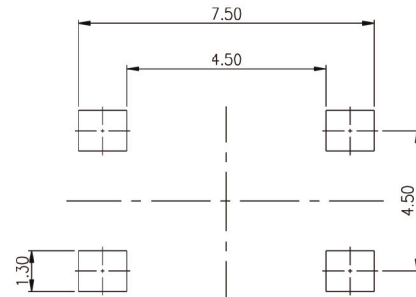
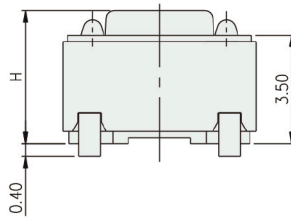
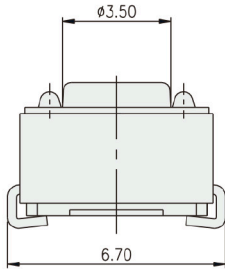


P.C.B. LAYOUT

**SDTSJ-6**



PART NO.	H
SDTSJ-61	4.30
SDTSJ-62	5.00
SDTSJ-63	7.00
SDTSJ-65	9.50
SDTSJ-66	13.00
SDTSJ-68	11.30



P.C.B. LAYOUT



TACT SWITCH