

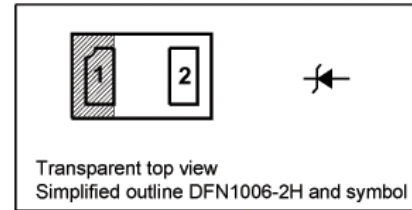
SILICON PLANAR ZENER DIODES

Features

- Total power dissipation: max. 100 mW
- Small plastic package suitable for surface mounted design
- High reliability

PINNING

PIN	DESCRIPTION
1	Cathode
2	Anode



Absolute Maximum Ratings ($T_a = 25^\circ\text{C}$)

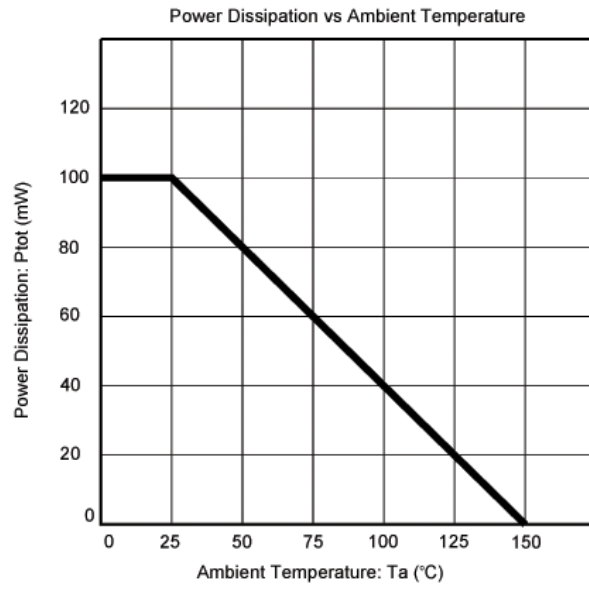
Parameter	Symbol	Value	Unit
Total Device Dissipation	P_{tot}	100	mW
Junction and Storage Temperature Range	T_j, T_{stg}	- 65 to + 150	$^\circ\text{C}$

Characteristics at $T_a = 25^\circ\text{C}$

Parameter	Symbol	Max.	Unit
Forward Voltage at $I_F = 10 \text{ mA}$	V_F	0.9	V

Type	Marking Code	Zener Voltage ¹⁾			Zener Impedance				Leakage Current	
		V _{ZT}		at I _{ZT}	Z _{ZT}	at I _{ZT}	Z _{ZK}	at I _{ZK}	I _R	at V _R
		Min. (V)	Max. (V)	(mA)	Max. (Ω)	(mA)	Max. (Ω)	(mA)	Max. (μA)	(V)
MM9Z2V0	9H	1.8	2.15	5	100	5	-	-	120	0.5
MM9Z2V2	9J	2.08	2.33	5	100	5	-	-	120	0.7
MM9Z2V4	9K	2.2	2.6	5	100	5	1000	1	120	1
MM9Z2V7	9L	2.5	2.9	5	100	5	1000	1	120	1
MM9Z3V0	9M	2.8	3.2	5	100	5	1000	1	50	1
MM9Z3V3	9N	3.1	3.5	5	95	5	1000	1	20	1
MM9Z3V6	9P	3.4	3.8	5	90	5	1000	1	10	1
MM9Z3V9	9Q	3.7	4.1	5	90	5	1000	1	5	1
MM9Z4V3	9R	4	4.6	5	90	5	1000	1	5	1
MM9Z4V7	9S	4.4	5	5	80	5	800	1	2	1
MM9Z5V1	9T	4.8	5.4	5	60	5	500	1	2	1.5
MM9Z5V6	9U	5.2	6	5	40	5	200	1	1	2.5
MM9Z6V2	9V	5.8	6.6	5	10	5	100	1	1	3
MM9Z6V8	9W	6.4	7.2	5	15	5	160	1	0.5	3.5
MM9Z7V5	9X	7	7.9	5	15	5	160	1	0.5	4
MM9Z8V2	9Y	7.7	8.7	5	15	5	160	1	0.5	5
MM9Z9V1	9Z	8.5	9.6	5	15	5	160	1	0.5	6
MM9Z10	0A	9.4	10.6	5	20	5	160	1	0.1	7
MM9Z11	0B	10.4	11.6	5	20	5	160	1	0.1	8
MM9Z12	0C	11.4	12.7	5	25	5	80	1	0.1	9
MM9Z13	0D	12.4	14.1	5	30	5	80	1	0.1	10
MM9Z15	0E	13.8	15.6	5	30	5	80	1	0.1	11
MM9Z16	0F	15.3	17.1	2	40	2	80	1	0.1	12
MM9Z18	0G	16.8	19.1	2	45	2	80	1	0.1	13
MM9Z20	0H	18.8	21.2	2	55	2	100	1	0.1	15
MM9Z22	0J	20.8	23.3	2	55	2	100	1	0.1	17
MM9Z24	0K	22.8	25.6	2	70	2	120	1	0.1	19
MM9Z27	0L	25.1	28.9	2	80	2	300	1	0.1	21
MM9Z30	0M	28	32	2	80	2	300	1	0.1	23
MM9Z33	0N	31	35	2	80	2	300	1	0.1	25
MM9Z36	0P	34	38	2	90	2	500	1	0.1	27
MM9Z39	0Q	37	41	2	130	2	500	1	2	30
MM9Z43	0R	40	46	1	150	1	500	1	2	33
MM9Z47	0S	44	50	1	170	1	500	1	2	36
MM9Z51	0T	48	54	1	180	1	500	1	1	39
MM9Z56	0U	52	60	1	200	1	500	1	1	43
MM9Z62	0V	58	66	1	215	1	500	1	0.2	47
MM9Z68	0W	64	72	1	240	1	500	1	0.2	52
MM9Z75	0X	70	79	1	255	1	500	1	0.2	57

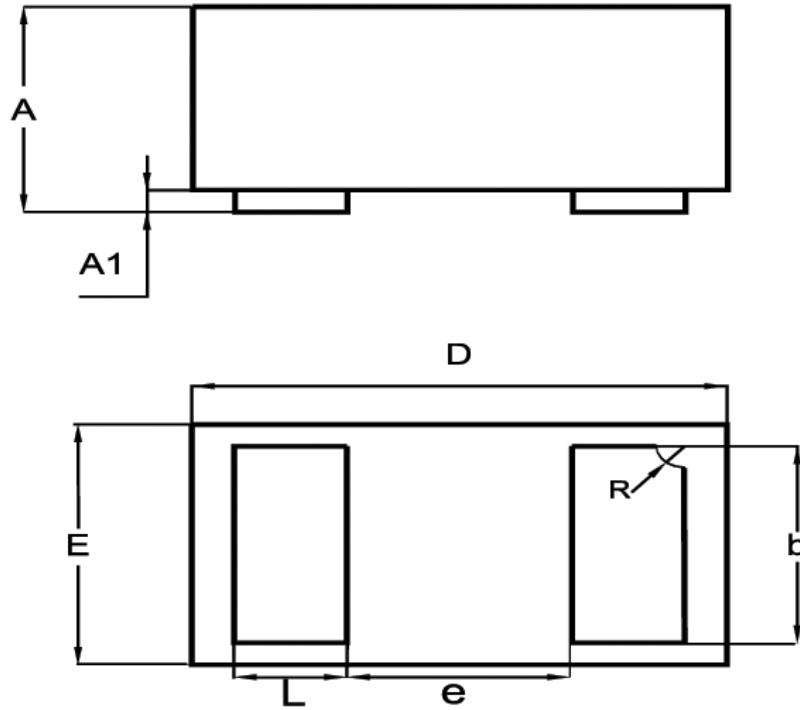
¹⁾ Tested with pulses t_p = 20 ms.



PACKAGE OUTLINE

Plastic surface mounted package; 2 leads

DFN1006-2H



UNIT	A	A1	b	D	E	e	L	R
mm	0.51	0.05	0.55	1.075	0.675	0.4	0.3	0.15
	0.46	0	0.45	0.95	0.55		0.2	0.05