

SURGE
Components Inc.

1016 Grand Boulevard
Deer Park, NY 11729 • 516 595-1818 • FAX: 516 595-1283

Visit Us On The Web
www.surgecomponents.com

SAM Series

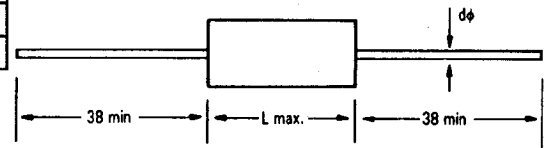
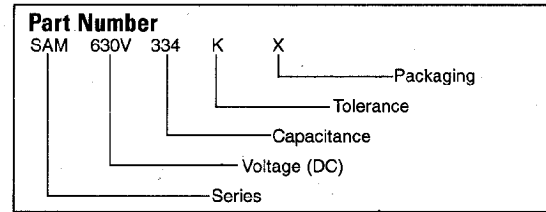
WRAP AND FILL, NON-INDUCTIVE, METALLIZED FILM CAPACITORS, AXIAL LEAD

FEATURES

- HIGH RELIABILITY, HIGH CAPACITANCE, MOISTURE RESISTANCE AND EXCELLENT ELECTRICAL CHARACTERISTICS.
- EXTERIOR IS SEALED BY POLYESTER ADHESIVE TAPE AND EPOXY RESIN AT BOTH ENDS TO PROVIDE SUPERIOR MECHANICAL STRENGTH.
- WIDELY USED IN FILTERING, DC BLOCKING, AND COUPLING.

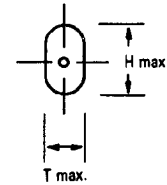
SPECIFICATIONS

OPERATING TEMPERATURE	-40°C to +85°C
RATED VOLTAGE (DC)	100V, 250V, 400V, 630V
CAPACITANCE RANGE	0.01 to 10 MFD.
CAPACITANCE TOLERANCE	± 10% (K), ± 5% (J)
INSULATION RESISTANCE	C < 0.33 MFD. R ≥ 15,000 MEGOHM C ≥ 0.33 MFD. RC ≥ 5,000 MEGOHM X MFD.
DISSIPATION FACTOR	≤ 0.01 (at 1 KHz)
DIELECTRIC STRENGTH	150% OF RATED VOLTAGE FOR 5 SECONDS



LEAD DIAMETER (UNIT: mm)

L	14.0	19.0	27.0	28.0	32.0	33.0	37.0	38.0	44.0	47.0	48.0
dφ	0.6	0.6	0.8	0.8	0.8	0.8	0.8	0.8	0.8	0.8	0.8



STANDARD PRODUCTS AND CASE SIZE TABLE (UNIT: mm)

VDC MFD	100 VDC			250 VDC			400 VDC			630 VDC		
	L	T	H	L	T	H	L	T	H	L	T	H
0.01										14.0	5.0	8.0
0.015										14.0	5.5	9.0
0.022										14.0	6.0	9.0
0.033										19.0	6.0	10.0
0.047							18.0	6.0	10.0	23.0	6.0	10.0
0.068							18.0	6.5	11.0	23.0	7.0	12.0
0.1	14.0	5.0	8.0	18.0	6.0	8.0	23.0	6.5	11.0	25.0	8.0	13.0
0.15	14.0	5.0	8.5	18.0	6.5	9.5	23.0	7.0	12.0	28.0	8.0	14.0
0.22	14.0	5.0	8.5	23.0	6.5	9.5	25.0	8.0	14.0	28.0	9.0	15.0
0.33	19.0	6.0	9.0	23.0	7.0	12.0	28.0	8.0	14.0	33.0	10.0	17.0
0.47	19.0	6.0	9.5	25.0	8.0	13.0	32.0	9.0	17.0	33.0	12.0	19.0
0.68	19.0	6.0	10.5	28.0	8.0	13.0	33.0	9.0	17.0	38.0	15.0	21.0
1.0	19.0	6.5	12.0	28.0	8.5	16.5	33.0	11.0	19.0	47.0	16.0	23.0
1.5	27.0	8.5	14.0	32.0	10.0	18.0	38.0	13.0	22.0	47.0	20.0	28.0
2.2	27.0	8.5	14.0	33.0	10.0	18.0	44.0	16.0	24.0	48.0	22.0	30.0
3.3	27.0	10.0	17.0	38.0	12.5	22.0	48.0	17.0	27.0	48.0	22.0	34.5
4.7	33.0	10.5	18.0	43.0	13.0	24.0	48.0	19.0	30.0			
6.8	33.0	12.0	21.0	48.0	15.0	28.0	48.0	23.0	34.0			
8.2	33.0	13.0	23.0	48.0	15.0	34.0	48.0	25.0	36.0			
10.0	37.0	15.0	25.0	48.0	21.0	34.0	48.0	28.0	37.0			