

SPG Series

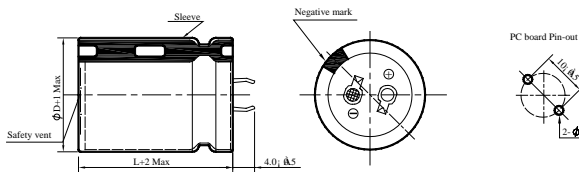
- Smaller size with higher ripple current.
- Load life 5,000 hours at 105 °C.

◆ SPECIFICATIONS

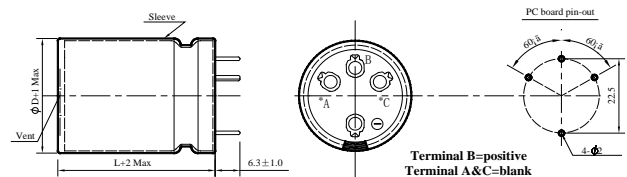
Item	Performance Characteristics																
Category Temperature Range	-25 ~ +105°C																
Working Voltage Range	200 ~ 500Vdc																
Capacitance Range	47 ~ 1,800μF																
Capacitance Tolerance	±20% (at 25°C and 120Hz)																
Dissipation Factor (tanδ) (at 25°C, 120Hz)	<table border="1"> <tr> <td>Rated Voltage (V)</td> <td>200</td> <td>220</td> <td>250</td> <td>400</td> <td>420</td> <td>450</td> <td>500</td> </tr> <tr> <td>tanδ(Max)</td> <td>0.20</td> <td>0.20</td> <td>0.20</td> <td>0.25</td> <td>0.25</td> <td>0.25</td> <td>0.25</td> </tr> </table>	Rated Voltage (V)	200	220	250	400	420	450	500	tanδ(Max)	0.20	0.20	0.20	0.25	0.25	0.25	0.25
	Rated Voltage (V)	200	220	250	400	420	450	500									
tanδ(Max)	0.20	0.20	0.20	0.25	0.25	0.25	0.25										
Leakage Current	I=0.02CV or 3000μA, whichever is smaller I : Leakage current (μA) C : Rated capacitance (μF) V : Rated voltage (V) Impress the rated voltage for 5 minutes.																
Endurance	The following requirements shall be satisfied when the capacitor are restored to 25°C after the rated voltage applied for 5,000 hours at 105°C. <table border="1"> <tr> <td>Capacitance change</td> <td>≒ ±20% of the initial value</td> </tr> <tr> <td>Dissipation factor(tanδ)</td> <td>≒ 200% of the specified value</td> </tr> <tr> <td>Leakage current</td> <td>≒ specified value</td> </tr> </table>	Capacitance change	≒ ±20% of the initial value	Dissipation factor(tanδ)	≒ 200% of the specified value	Leakage current	≒ specified value										
Capacitance change	≒ ±20% of the initial value																
Dissipation factor(tanδ)	≒ 200% of the specified value																
Leakage current	≒ specified value																
Shelf Life	The following requirements shall be satisfied when the capacitor are restored to 25°C after exposing them for 1,000 hours at 105°C without voltage applied. <table border="1"> <tr> <td>Capacitance change</td> <td>≒ ±20% of the initial value</td> </tr> <tr> <td>Dissipation factor(tanδ)</td> <td>≒ 200% of the specified value</td> </tr> <tr> <td>Leakage current</td> <td>≒ 200% of the specified value</td> </tr> </table>	Capacitance change	≒ ±20% of the initial value	Dissipation factor(tanδ)	≒ 200% of the specified value	Leakage current	≒ 200% of the specified value										
Capacitance change	≒ ±20% of the initial value																
Dissipation factor(tanδ)	≒ 200% of the specified value																
Leakage current	≒ 200% of the specified value																
Others	Conforms to JIS-C-5101-4 (1998), characteristic W.																

◆ DIMENSIONS (mm)

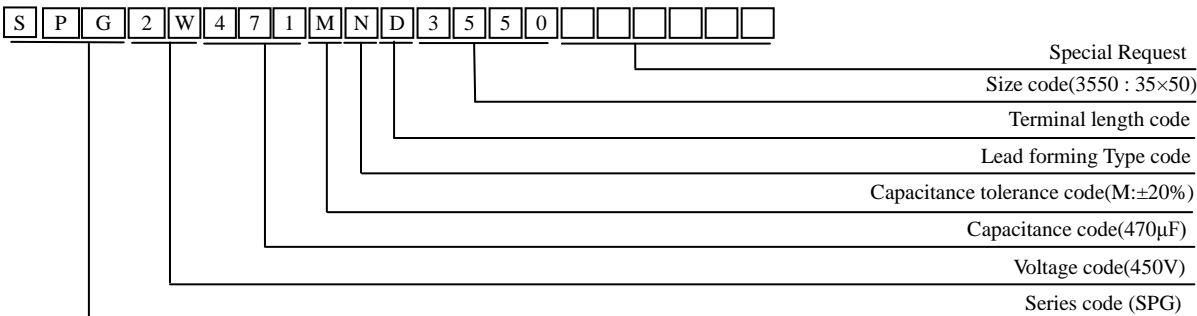
Terminal Code : ND : Standard



Terminal Code :K6 (ø35)



◆ PART NUMBERING SYSTEM(Example : 450V 470μF)



SPG Series

◆ Case size & Permissible rated ripple current (mA rms) 120Hz / 105 °C:

Vdc ΦD uF	500							
	Φ 22		Φ 25		Φ30		Φ35	
	ΦD×L	RC	ΦD×L	RC	ΦD×L	RC	ΦD×L	RC
47	22×25	420						
56	22×30	560						
68	22×35	610	25×25	550				
82	22×40	720	25×30	590				
100	22×45	770	25×35	680	30×25	630		
120	22×50	820	25×40	730	30×30	720		
150			25×45	820	30×35	800	35×25	790
180			25×50	940	30×40	910	35×30	900
220					30×45	980	35×35	1010
270					30×50	1170	35×40	1180
330							35×45	1300
390							35×50	1420

◆ RIPPLE CURRENT MULTIPLIERS

Frequency Multipliers

Vdc	Frequency (Hz)				
	50/60	120	1K	10K	100K
200 ~ 250	0.80	1.00	1.20	1.30	1.40
400 ~ 500	0.80	1.00	1.10	1.12	1.15