




95 E. Jefryn Boulevard
Deer Park, NY 11729
Tel (631) 595-1818
Fax (631) 595-1283

1A1 thru 1A7

General Purpose Plastic Rectifiers
Reverse Voltage 50 to 1000 Volts Forward Current 1.0 Ampere

Features

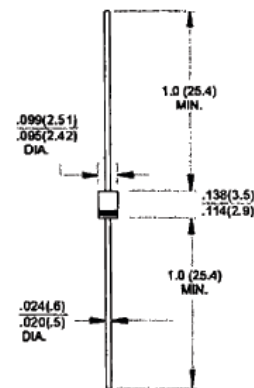
- ◆ Low forward voltage drop
- ◆ High current capability
- ◆ High reliability
- ◆ High surge current capability
- ◆ 3mm miniature body
- ◆ T_j is 150°C (Max.) and T_{STG} is 175°C (Max.) with PI glue



R-1

Mechanical Data

- ◆ Case: Moulded plastic R-1
- ◆ Epoxy: UL 94V-O rate flame retardant
- ◆ Lead: Axial leads, solderable per MIL-STD-202, Method 208 guaranteed
- ◆ Polarity: Color band denotes cathode end
- ◆ High temperature soldering guaranteed:
250°C/10 seconds .375" (9.5mm) lead lengths at 5 lbs., (2.3kg) tension
- ◆ Weight: 0.007 ounce, 0.20 gram



Dimensions in inches and (millimeters)

Maximum Ratings and Electrical Characteristics

Ratings at 25°C ambient temperature unless otherwise specified.
Single phase, half wave, 60Hz, resistive or inductive load.
For capacitive load, derate current by 20%

Parameter	Symbols	1A1	1A2	1A3	1A4	1A5	1A6	1A7	Units
Maximum repetitive peak reverse voltage	V_{RRM}	50	100	200	400	600	800	1000	Volts
Maximum RMS voltage	V_{RMS}	35	70	140	280	420	560	700	Volts
Maximum DC blocking voltage	V_{DC}	50	100	200	400	600	800	1000	Volts
Maximum average forward rectified current 0.375" (9.5mm) lead length @ $T_a=50^\circ\text{C}$	I_{AV1}	1.0							Amp
Peak forward surge current, 8.3 ms single half sine-wave superimposed on rated load (JEDEC Method)	I_{FSM}	30.0							Amps
Maximum instantaneous forward voltage @ 1.0A	V_f	1.1							Volts
Maximum DC reverse current @ $T_a=25^\circ\text{C}$ at rated DC blocking voltage @ $T_a=100^\circ\text{C}$	I_R	5.0 50							μA
Maximum full load reverse current full cycle average, .375" (9.5mm) lead length @ $T_a=50^\circ\text{C}$	I_{RAV1}	30							μA
Typical junction capacitance (Note 1)	C_j	15							pF
Typical thermal resistance (Note 2)	$R_{\theta JA}$	50							$^\circ\text{C/W}$
Operating junction temperature range	T_j	-55 to +125							$^\circ\text{C}$
Storage temperature range	T_{STG}	-55 to +150							$^\circ\text{C}$

Notes: 1. Measured at 1 MHz and Applied Reverse Voltage of 4.0 Volts D.C.
2. Thermal Resistance from Junction to Ambient .375" (9.5mm) Lead Length



95 E. Jeffryn Boulevard
 Deer Park, NY 11729
 Tel (631) 595-1818
 Fax (631) 595-1283

RATINGS AND CHARACTERISTIC CURVES

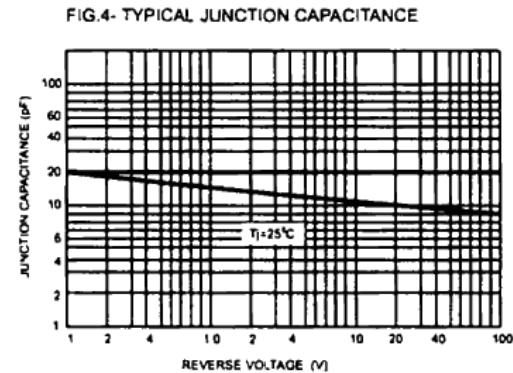
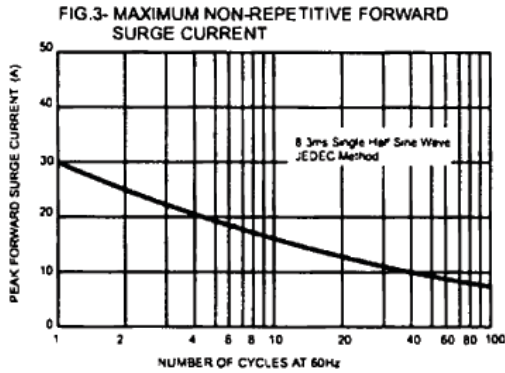
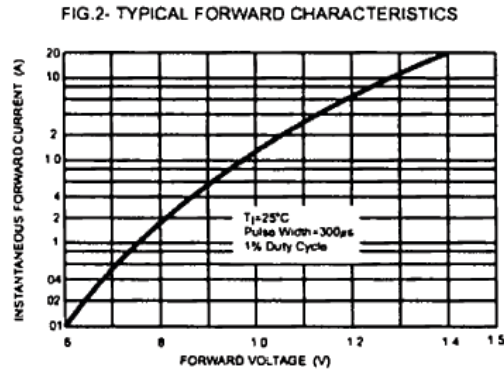
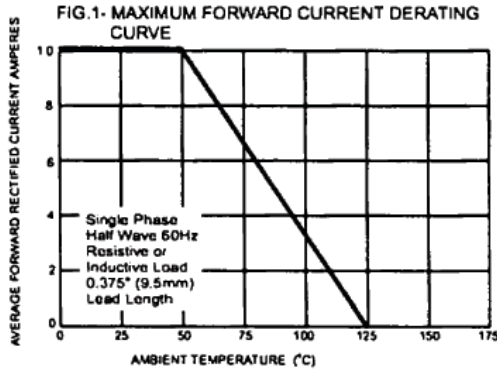


FIG.5- TYPICAL REVERSE CHARACTERISTICS

