


Features

- Ideal for automated placement
- Applicable for automotive insertion
- High surge current capability
- Solder Dip 260°C, 10 seconds

Mechanical Data

- Case:DFM
- Epoxy meets UL-94V-0 Flammability rating
- Terminals: Matte tin plated leads, solderable per J-STD-002B and JESD22-B102D
- Polarity: As marked on body

Package: DFM



Schematic Diagram

Typical Applications

General purpose use in AC-to-DC bridge full wave rectifications for SMPS, Lighting Ballasters, Adapters, Battery Chargers, Home Appliances, Office Equipment and Telecommunication applications.

Maximum Ratings & Electrical Characteristics

($T_A=25^\circ\text{C}$ unless otherwise noted)

Parameter	Symbol	DB201	DB202	DB203	DB204	DB205	DB206	DB207	Unit
Maximum Repetitive Peak Reverse Voltage	V_{RRM}	50	100	200	400	600	800	1000	V
Maximum RMS Voltage	V_{RMS}	35	70	140	280	420	560	700	V
Maximum DC Blocking Voltage	V_{DC}	50	100	200	400	600	800	1000	V
Maximum Average Forward Output Rectified Current at $T_A=40^\circ\text{C}$	$I_{F(AV)}$	2.0							A
Peak Forward Surge Current Single Sine-Wave Superimposed on Rated Load (JEDEC Method)	I_{FSM}	60							A
Rating for Fusig ($t < 8.3\text{ms}$)	I^2t	10							A^2sec
Maximum Instantaneous Forward Voltage Drop per Leg at 2A	V_F	1.20							V
Maximum DC Reverse Current at Rated DC Blocking Voltage per Leg	I_R	5							μA
Typical Junction Capacitance per Element at 4.0V, 1MHz	C_j	25							pF
Operating Junction Temperature Range	T_J	-55 to +150							$^\circ\text{C}$
Storage Temperature Range	T_{STG}	-55 to +150							$^\circ\text{C}$

Ratings and Characteristics Curves ($T_A = 25^\circ\text{C}$ unless otherwise noted)

FIG.1-DERATING CURVE FOR OUTPUT RECTIFIED CURRENT

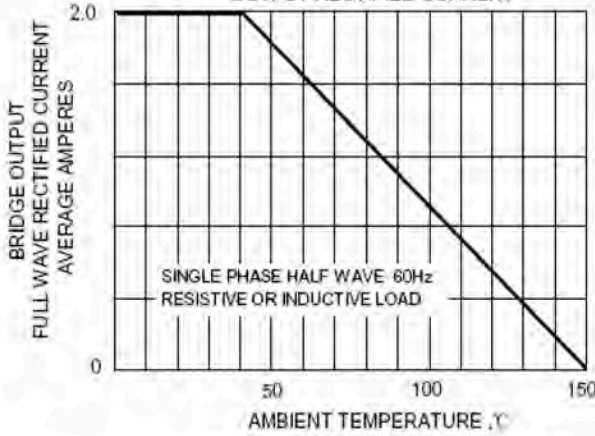


FIG.2-MAXIMUM NON-REPETITIVE PEAK FORWARD SURGE CURRENT

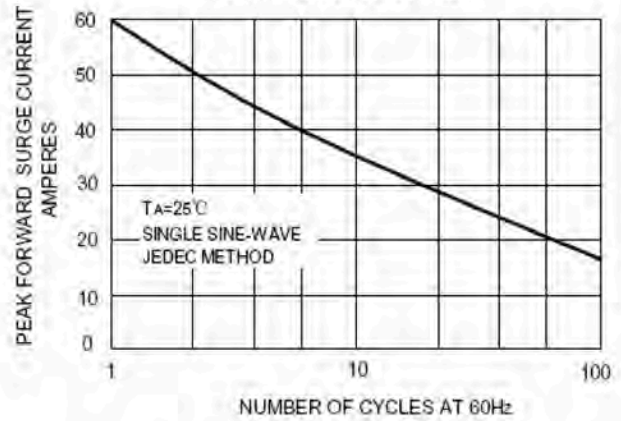


FIG.3-TYPICAL JUNCTION CAPACITANCE

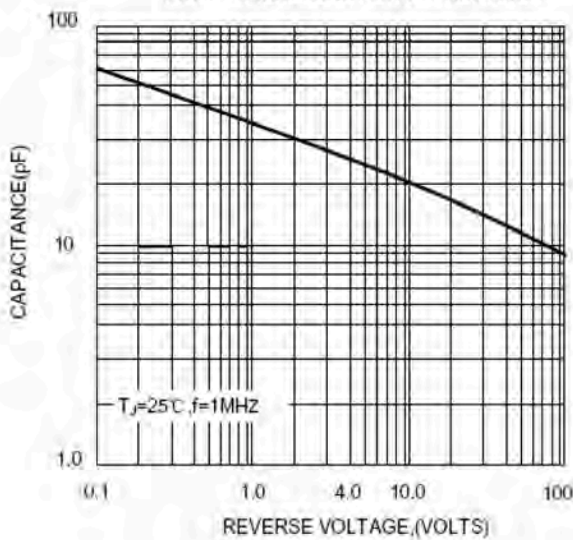


FIG.4-TYPICAL FORWARD CHARACTERISTICS

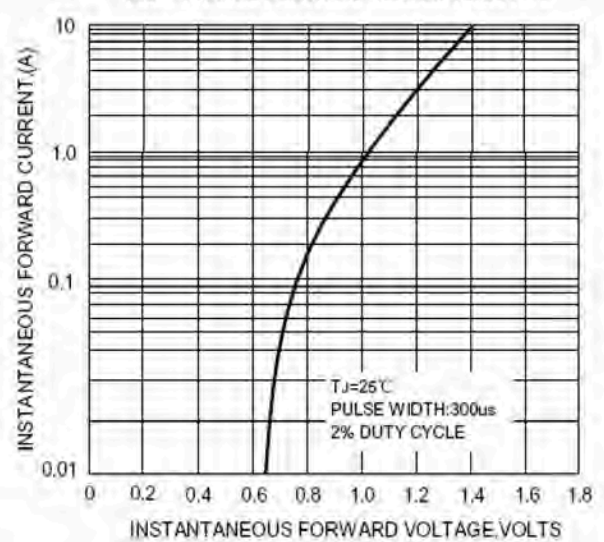
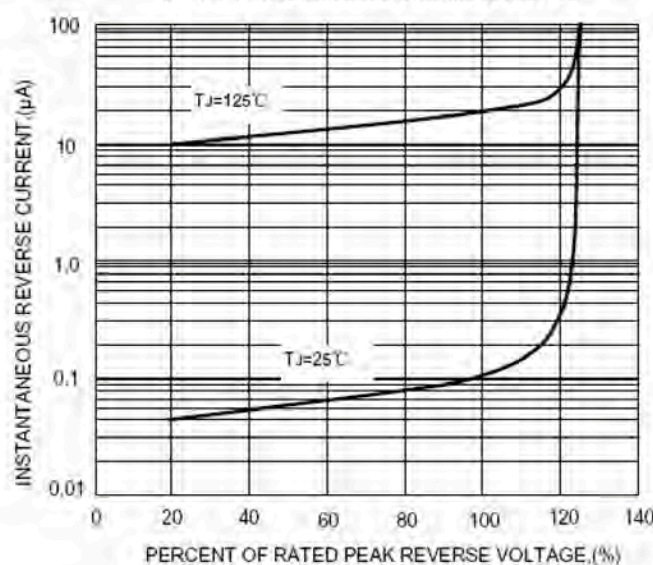
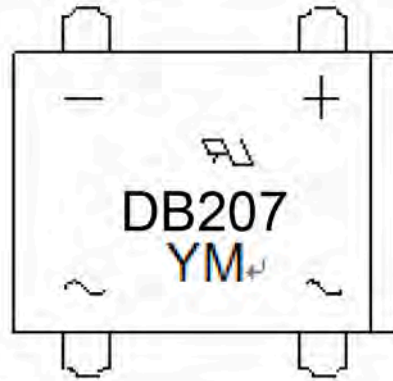


FIG.5-TYPICAL REVERSE CHARACTERISTICS



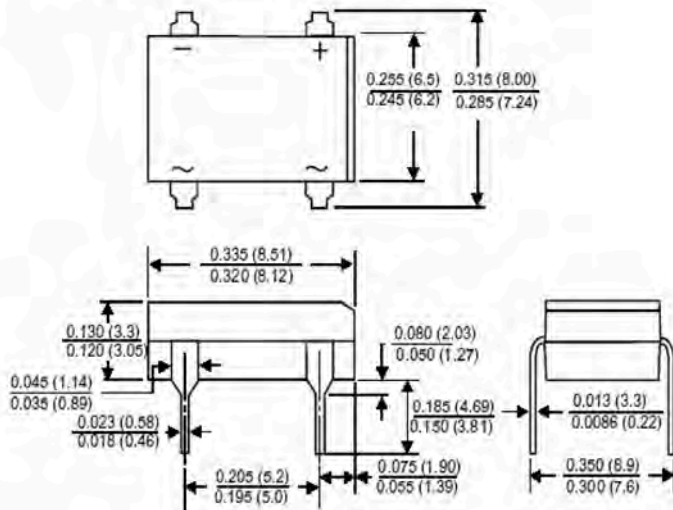
Marking



DATE CODE

Year	2009	2010	2011	2012	2013	2014	2015	2016	2017	2018	2019	2020
Code	9	A	B	C	D	E	F	G	H	J	K	0
Month	1	2	3	4	5	6	7	8	9	10	11	12
Code	1	2	3	4	5	6	7	8	9	O	N	D

Package Outline Dimensions



Dimensions in inches and (in millimeters)