



FS32A thru FS34A

Surface Mount Schottky Rectifier
Reverse Voltage 20~40V Forward Current 3A

Features

- Super Low VF Schottky barrier diodes
- Very low profile - typical height of 1.0 mm
- Low forward voltage drop
- Low leakage current
- Moisture sensitivity: level 1, per J-STD-020
- AEC-Q101 qualified
- High temperature soldering guaranteed: 260°C/10 seconds
- Halogen-free according to IEC 61249-2-21 definition



RoHS
COMPLIANT



eSGA
(SOD-123FL)

Typical Applications

For use of fast swiching in RF module, lighting, cellular phone, portable device, power supplies and other consumer applications.

Maximum Ratings (TA = 25 °C unless otherwise noted)					
Parameter	Symbol	FS32A	FS33A	FS34A	Unit
Maximum repetitive peak reverse voltage	VRRM	20	30	40	V
Maximum RMS voltage	VRMS	14	21	28	V
Maximum DC blocking voltage	VDC	20	30	40	V
Maximum average forward rectified current	IF(AV) ¹⁾	3.0			A
	IF(AV) ²⁾	2.0			
Peak forward surge current 8.3 ms single half sine-wave superimposed on rated load	IFSM	60			A
Operating junction temperature range	T _J	- 55 to + 150			°C
Storage temperature range	T _{STG}	- 55 to + 150			°C

Electrical Characteristics (TA = 25 °C unless otherwise noted)						
Parameter	Test Conditions	Symbol	FS32A	FS33A	FS34A	Unit
Maximum instantaneous forward voltage	IF=3A, TA=25°C	V _F	0.55			Volts
Maximum DC reverse current at rated DC blocking voltage	TA=25°C	I _R	200			uA
	TA=125°C		30			mA
Typical junction capacitance	4.0 V, 1 MHz	C _J	150			pF
Typical thermal resistance ¹⁾	junction to mount ¹⁾	R _{θJM}	30			°C/W
	junction to ambient ²⁾	R _{θJA}	100			

Note: 1), The thermal resistance from junction to mount, mounted on aluminum P.C.B with recommended copper pads

2), The thermal resistance from junction to ambient, mounted on P.C.B with 5×5mm copper pads, 2 OZ, FR4 PCB



FS32A thru FS34A

Surface Mount Schottky Rectifier
Reverse Voltage 20~40V Forward Current 3A

Ratings and Characteristics Curves

(TA = 25°C unless otherwise noted)

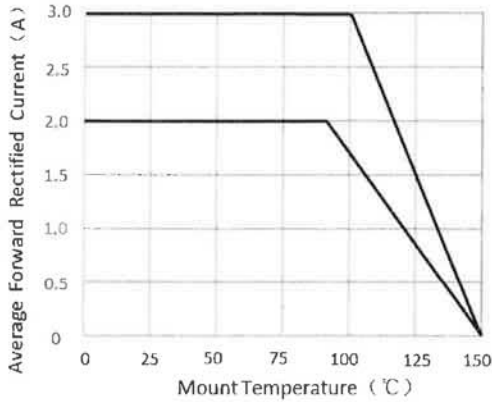


Figure 1. Forward Current Derating Curve

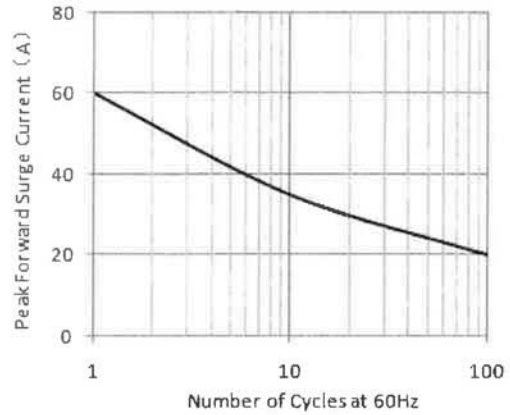


Figure 2. Maximum Non-Repetitive Peak Forward Surge Current

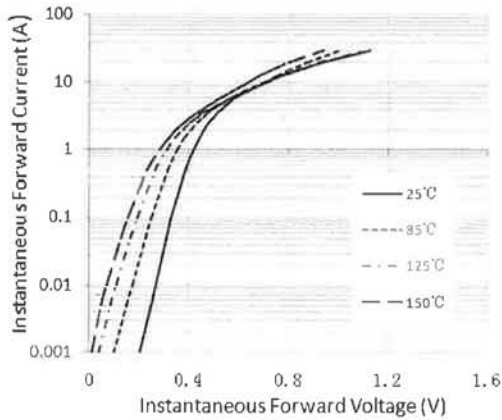


Figure 3. Typical Instantaneous Forward Characteristics

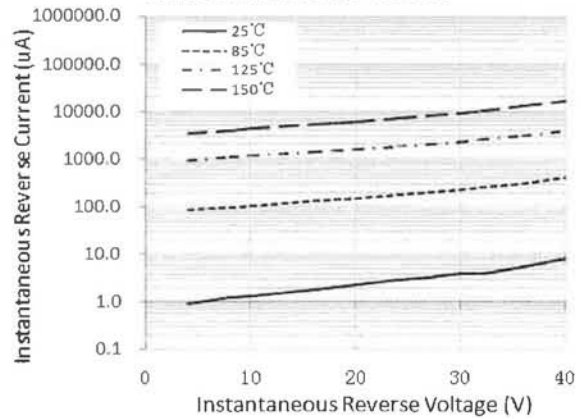


Figure 4. Typical Reverse Characteristics

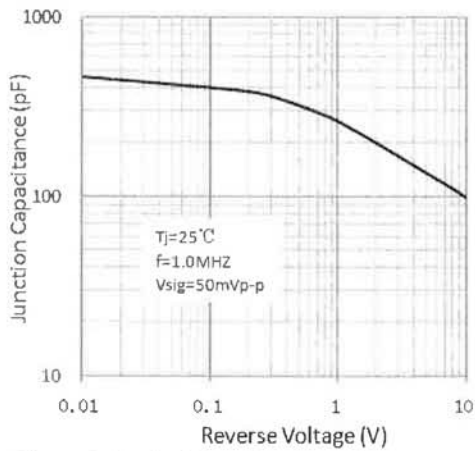


Figure 5. Typical Junction Capacitance

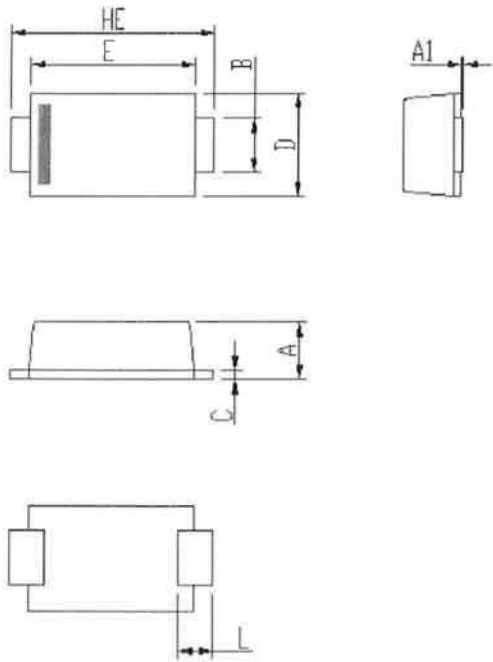


FS32A thru FS34A

Surface Mount Schottky Rectifier
 Reverse Voltage 20~40V Forward Current 3A

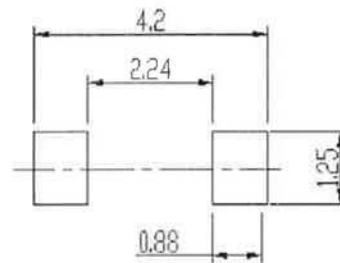
Package Outline Dimensions

in inches (millimeters)



DIM	Unit: mm		Unit: inch	
	MIN	MAX	MIN	MAX
A	0.9	1.08	0.035	0.043
A1	0	0.1	0.000	0.004
B	0.85	1.05	0.033	0.041
C	0.1	0.25	0.004	0.010
D	1.7	2	0.067	0.079
E	2.9	3.1	0.114	0.122
L	0.43	0.83	0.017	0.033
HE	3.5	3.9	0.138	0.154

Soldering footprint



Packing Information

Packing quantities:

3000 pcs/Reel, 40 Reels/Box; 8mm Tape, 7" Reel

Tape & Reel Specification

