

Features

- Endurance with ripple current: 85°C, 2,000 hours
- RoHS compliance



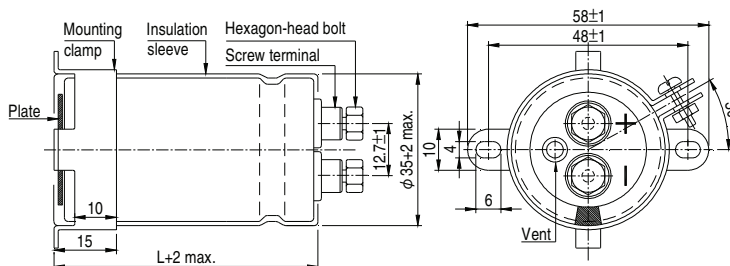
Specifications

Items	Performance													
	Category Temperature Range	-40°C ~ +85°C 10 ~ 100V	-25°C ~ +85°C 160 ~ 450V											
Capacitance Tolerance	±20% (at 120 Hz, 20°C)													
Leakage Current (at 20°C)	I = 3√CV or 5 (mA) whichever is smaller (after 5 minutes) Where, C = rated capacitance in µF, V = rated DC Rated Voltage in V													
Tanδ (at 120 Hz, 20°C)	See the Dimensions & Permissible Ripple Current													
Low Temperature Characteristics (at 120 Hz)	Capacitance change : C(-25°C) / C(+20°C) ≥ 0.7													
Endurance	<table border="1"> <tr><td>Test Time</td><td>2,000 Hrs</td></tr> <tr><td>Capacitance Change</td><td>Within ±15% of initial value</td></tr> <tr><td>Tanδ</td><td>Less than 175% of specified value</td></tr> <tr><td>Leakage Current</td><td>Within specified value</td></tr> </table>		Test Time	2,000 Hrs	Capacitance Change	Within ±15% of initial value	Tanδ	Less than 175% of specified value	Leakage Current	Within specified value				
	Test Time	2,000 Hrs												
Capacitance Change	Within ±15% of initial value													
Tanδ	Less than 175% of specified value													
Leakage Current	Within specified value													
* The above specifications shall be satisfied when the capacitors are restored to 20°C after subjected to DC voltage with rated ripple current applied for 2,000 hours at 85°C.														
Shelf Life Test	<table border="1"> <tr><td>Test Time</td><td>500 Hrs</td></tr> <tr><td>Capacitance Change</td><td>Within ±20% of initial value</td></tr> <tr><td>Tanδ</td><td>Less than 200% of specified value</td></tr> <tr><td>Leakage Current</td><td>Within specified value</td></tr> </table>		Test Time	500 Hrs	Capacitance Change	Within ±20% of initial value	Tanδ	Less than 200% of specified value	Leakage Current	Within specified value				
	Test Time	500 Hrs												
Capacitance Change	Within ±20% of initial value													
Tanδ	Less than 200% of specified value													
Leakage Current	Within specified value													
* The above specifications shall be satisfied when the capacitors are restored to 20°C after exposing them for 500 hours at 85 °C without voltage applied. The rated voltage shall be applied to the capacitors before the measurements (Refer to JIS C 5101-4 4.1).														
Ripple Current and Frequency Multipliers	<table border="1"> <tr><td>Frequency (Hz)</td><td>50 / 60</td><td>100 / 120</td><td>300</td><td>1k</td><td>10k up</td></tr> <tr><td>Multiplier</td><td>0.7</td><td>1.0</td><td>1.1</td><td>1.3</td><td>1.4</td></tr> </table>		Frequency (Hz)	50 / 60	100 / 120	300	1k	10k up	Multiplier	0.7	1.0	1.1	1.3	1.4
Frequency (Hz)	50 / 60	100 / 120	300	1k	10k up									
Multiplier	0.7	1.0	1.1	1.3	1.4									
Ripple Current and Temperature Multipliers	<table border="1"> <tr><td>Temperature (°C)</td><td>40</td><td>60</td><td>70</td><td>85</td></tr> <tr><td>Multiplier</td><td>2.7</td><td>2.0</td><td>1.7</td><td>1.0</td></tr> </table>		Temperature (°C)	40	60	70	85	Multiplier	2.7	2.0	1.7	1.0		
Temperature (°C)	40	60	70	85										
Multiplier	2.7	2.0	1.7	1.0										
Failure percentage Failure rate	When the failure percentage / failure rate is required, please contact with us for further discussion.													

Diagram of Dimensions

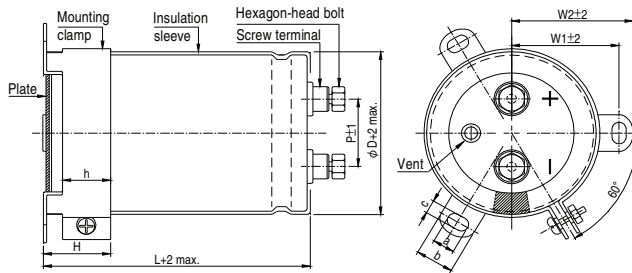
1. 35 φ

Unit: mm



Screw Specifications:
Plug hexagon-head screw: M5×0.8×10
Max. screw tightening torque: 3.23Nm

2. 51 ~ 89 φ



Unit: mm								
φ D	P	W1	W2	H	h	a	b	c
51	22.0	31.8	36.5	30	24	7	14.0	4.5
63.5	28.6	38.1	42.6	30	24	7	14.0	4.5
76.2	32.0	44.5	49.2	30	24	7	14.0	5.0
89	32.0	50.8	55.6	30	24	7	14.0	5.0

Screw Specifications:

Plug hexagon-head screw: M5×0.8×10

Max. screw tightening torque: 3.23Nm

Dimension and Permissible Ripple Current

Rated Voltage V _{DC}	Capacitance 120 Hz, 20°C μF	φ D×L mm	Ripple Current 120 Hz, 85°C A/rms	Tan δ at 120 Hz, 20°C	ESR 120 Hz, 20°C mΩ	LC 5 minutes mA	Part Number
10	33,000	35 × 53	4.4	0.60	24.1	1.72	MEA333M1A-AA053
	39,000	35 × 50	4.6	0.60	20.4	1.87	MEA393M1A-AA050
	39,000	35 × 53	4.7	0.60	20.4	1.87	MEA393M1A-AA053
	47,000	35 × 65	5.6	0.60	16.9	2.06	MEA473M1A-AA065
	56,000	35 × 65	5.9	0.60	14.2	2.24	MEA563M1A-AA065
	68,000	35 × 83	7.5	0.60	11.7	2.47	MEA683M1A-AA083
	82,000	35 × 80	7.6	0.60	9.7	2.72	MEA823M1A-AA080
	82,000	35 × 83	7.7	0.60	9.7	2.72	MEA823M1A-AA083
	82,000	35 × 100	8.3	0.60	9.7	2.72	MEA823M1A-AA100
	100,000	35 × 100	8.4	0.70	9.3	3.00	MEA104M1A-AA100
	100,000	35 × 121	9.2	0.70	9.3	3.00	MEA104M1A-AA121
	120,000	35 × 121	9.4	0.70	7.7	3.29	MEA124M1A-AA121
	150,000	35 × 121	10.5	0.90	8.0	3.67	MEA154M1A-AA121
	150,000	51 × 80	10.0	0.90	8.0	3.67	MEA154M1A-B080
	150,000	51 × 83	10.2	0.90	8.0	3.67	MEA154M1A-B083
	180,000	51 × 83	10.7	0.90	6.6	4.02	MEA184M1A-B083
	220,000	51 × 100	12.8	1.00	6.0	4.45	MEA224M1A-B100
	220,000	51 × 121	13.9	1.00	6.0	4.45	MEA224M1A-B121
	270,000	51 × 121	15.2	1.20	5.9	4.93	MEA274M1A-B121
	330,000	63.5 × 96	15.5	1.40	5.6	5.00	MEA334M1A-C096
	330,000	63.5 × 121	17.2	1.40	5.6	5.00	MEA334M1A-C121
	390,000	63.5 × 100	16.7	1.50	5.1	5.00	MEA394M1A-C100
	390,000	63.5 × 115	17.7	1.50	5.1	5.00	MEA394M1A-C115
	390,000	63.5 × 121	18.1	1.50	5.1	5.00	MEA394M1A-C121
	470,000	63.5 × 121	18.3	2.00	5.6	5.00	MEA474M1A-C121
	470,000	63.5 × 130	18.5	2.00	5.6	5.00	MEA474M1A-C130
470,000	76.2 × 121	19.2	2.00	5.6	5.00	MEA474M1A-D121	
560,000	76.2 × 100	18.3	2.50	5.9	5.00	MEA564M1A-D100	
560,000	76.2 × 115	19.4	2.50	5.9	5.00	MEA564M1A-D115	
560,000	76.2 × 121	19.8	2.50	5.9	5.00	MEA564M1A-D121	
680,000	76.2 × 121	21.0	3.00	5.9	5.00	MEA684M1A-D121	
820,000	76.2 × 155	23.8	3.50	5.7	5.00	MEA824M1A-D155	
16	22,000	35 × 53	3.7	0.40	24.1	1.78	MEA223M1C-AA053
	27,000	35 × 50	4.1	0.45	22.1	1.97	MEA273M1C-AA050
	27,000	35 × 53	4.2	0.45	22.1	1.97	MEA273M1C-AA053
	33,000	35 × 53	5.0	0.50	20.1	2.18	MEA333M1C-AA053
	33,000	35 × 55	5.1	0.50	20.1	2.18	MEA333M1C-AA055
	33,000	35 × 65	5.5	0.50	20.1	2.18	MEA333M1C-AA065
	39,000	35 × 65	5.8	0.50	17.0	2.37	MEA393M1C-AA065
	47,000	35 × 80	7.1	0.55	15.5	2.60	MEA473M1C-AA080
	47,000	35 × 83	7.2	0.55	15.5	2.60	MEA473M1C-AA083
	56,000	35 × 80	7.4	0.60	14.2	2.84	MEA563M1C-AA080
	56,000	35 × 83	7.5	0.60	14.2	2.84	MEA563M1C-AA083
	68,000	35 × 100	9.3	0.60	11.7	3.13	MEA683M1C-AA100
	68,000	35 × 105	9.6	0.60	11.7	3.13	MEA683M1C-AA105
	68,000	35 × 121	10.2	0.60	11.7	3.13	MEA683M1C-AA121
	82,000	35 × 100	9.5	0.70	11.3	3.44	MEA823M1C-AA100
	82,000	35 × 121	10.4	0.70	11.3	3.44	MEA823M1C-AA121
	100,000	35 × 121	11.5	0.70	9.3	3.79	MEA104M1C-AA121

Dimension and Permissible Ripple Current

Rated Voltage V _{DC}	Capacitance 120 Hz, 20°C μF	φ D×L mm	Ripple Current 120 Hz, 85°C A/rms	Tan δ at 120 Hz, 20°C	ESR 120 Hz, 20°C mΩ	LC 5 minutes mA	Part Number	
16	100,000	51 × 80	10.7	0.70	9.3	3.79	MEA104M1C--B080	
	100,000	51 × 83	10.9	0.70	9.3	3.79	MEA104M1C--B083	
	120,000	35 × 121	11.5	0.80	8.8	4.16	MEA124M1C-AA121	
	120,000	51 × 80	11.1	0.80	8.8	4.16	MEA124M1C--B080	
	120,000	51 × 83	11.3	0.80	8.8	4.16	MEA124M1C--B083	
	150,000	51 × 80	11.4	0.90	8.0	4.65	MEA154M1C--B080	
	150,000	51 × 96	11.6	0.90	8.0	4.65	MEA154M1C--B096	
	150,000	51 × 100	11.7	0.90	8.0	4.65	MEA154M1C--B100	
	150,000	51 × 121	12.6	0.90	8.0	4.65	MEA154M1C--B121	
	180,000	51 × 115	12.7	0.90	6.6	5.00	MEA184M1C--B115	
	180,000	51 × 121	13.0	0.90	6.6	5.00	MEA184M1C--B121	
	220,000	51 × 121	14.4	1.00	6.0	5.00	MEA224M1C--B121	
	220,000	51 × 130	14.8	1.00	6.0	5.00	MEA224M1C--B130	
	220,000	63.5 × 100	14.7	1.00	6.0	5.00	MEA224M1C--C100	
	270,000	63.5 × 96	15.0	1.20	5.9	5.00	MEA274M1C--C096	
	270,000	63.5 × 100	15.3	1.20	5.9	5.00	MEA274M1C--C100	
	330,000	63.5 × 105	15.8	1.30	5.2	5.00	MEA334M1C--C105	
	330,000	63.5 × 115	16.4	1.30	5.2	5.00	MEA334M1C--C115	
	330,000	63.5 × 121	16.7	1.30	5.2	5.00	MEA334M1C--C121	
	330,000	76.2 × 121	18.2	1.30	5.2	5.00	MEA334M1C--D121	
	390,000	63.5 × 130	17.3	1.60	5.4	5.00	MEA394M1C--C130	
	390,000	76.2 × 100	17.2	1.60	5.4	5.00	MEA394M1C--D100	
	390,000	76.2 × 121	18.6	1.60	5.4	5.00	MEA394M1C--D121	
	470,000	76.2 × 115	18.9	1.80	5.1	5.00	MEA474M1C--D115	
	470,000	76.2 × 121	19.3	1.80	5.1	5.00	MEA474M1C--D121	
	560,000	76.2 × 130	19.9	2.00	4.7	5.00	MEA564M1C--D130	
	560,000	76.2 × 140	20.5	2.00	4.7	5.00	MEA564M1C--D140	
	560,000	76.2 × 144	20.7	2.00	4.7	5.00	MEA564M1C--D144	
	680,000	76.2 × 144	21.8	2.40	4.7	5.00	MEA684M1C--D144	
	680,000	76.2 × 155	22.3	2.40	4.7	5.00	MEA684M1C--D155	
	820,000	89 × 157	24.1	2.80	4.5	5.00	MEA824M1C--E157	
	25	15,000	35 × 53	3.7	0.30	26.5	1.84	MEA153M1E-AA053
		18,000	35 × 50	3.9	0.30	22.1	2.01	MEA183M1E-AA050
18,000		35 × 53	4.0	0.30	22.1	2.01	MEA183M1E-AA053	
22,000		35 × 53	4.1	0.35	21.1	2.22	MEA223M1E-AA053	
22,000		35 × 55	4.2	0.35	21.1	2.22	MEA223M1E-AA055	
22,000		35 × 65	4.5	0.35	21.1	2.22	MEA223M1E-AA065	
27,000		35 × 65	5.0	0.35	17.2	2.46	MEA273M1E-AA065	
33,000		35 × 80	5.4	0.40	16.1	2.72	MEA333M1E-AA080	
33,000		35 × 83	5.5	0.40	16.1	2.72	MEA333M1E-AA083	
39,000		35 × 80	6.1	0.40	13.6	2.96	MEA393M1E-AA080	
39,000		35 × 83	6.2	0.40	13.6	2.96	MEA393M1E-AA083	
47,000		35 × 100	6.8	0.40	11.3	3.25	MEA473M1E-AA100	
47,000		35 × 105	6.9	0.40	11.3	3.25	MEA473M1E-AA105	
47,000		35 × 121	7.4	0.40	11.3	3.25	MEA473M1E-AA121	
56,000		35 × 100	7.6	0.40	9.5	3.55	MEA563M1E-AA100	
56,000		35 × 121	8.3	0.40	9.5	3.55	MEA563M1E-AA121	
68,000		35 × 121	9.0	0.45	8.8	3.91	MEA683M1E-AA121	
68,000		51 × 80	8.4	0.45	8.8	3.91	MEA683M1E--B080	
68,000		51 × 100	9.3	0.45	8.8	3.91	MEA683M1E--B100	
82,000		35 × 121	7.9	0.50	8.1	4.30	MEA823M1E-AA121	
82,000		51 × 80	9.2	0.50	8.1	4.30	MEA823M1E--B080	
82,000		51 × 121	9.7	0.50	8.1	4.30	MEA823M1E--B121	
100,000		51 × 96	9.5	0.50	6.6	4.74	MEA104M1E--B096	
100,000		51 × 100	9.6	0.50	6.6	4.74	MEA104M1E--B100	
100,000		51 × 105	9.8	0.50	6.6	4.74	MEA104M1E--B105	
100,000		51 × 121	10.5	0.50	6.6	4.74	MEA104M1E--B121	
120,000		51 × 115	11.2	0.60	6.6	5.00	MEA124M1E--B115	
120,000		51 × 121	11.5	0.60	6.6	5.00	MEA124M1E--B121	
150,000		51 × 130	12.8	0.60	5.3	5.00	MEA154M1E--B130	
150,000		63.5 × 100	12.9	0.60	5.3	5.00	MEA154M1E--C100	
150,000		63.5 × 105	13.2	0.60	5.3	5.00	MEA154M1E--C105	
180,000		63.5 × 96	13.3	0.70	5.2	5.00	MEA184M1E--C096	
180,000		63.5 × 100	13.5	0.70	5.2	5.00	MEA184M1E--C100	
180,000	63.5 × 121	14.7	0.70	5.2	5.00	MEA184M1E--C121		
220,000	63.5 × 105	15.7	0.75	4.5	5.00	MEA224M1E--C105		

Dimension and Permissible Ripple Current

Rated Voltage V _{DC}	Capacitance 120 Hz, 20°C μF	φ D×L mm	Ripple Current 120 Hz, 85°C A/rms	Tan δ at 120 Hz, 20°C	ESR 120 Hz, 20°C mΩ	LC 5 minutes mA	Part Number	
25	220,000	63.5 × 115	16.3	0.75	4.5	5.00	MEA224M1E--C115	
	220,000	63.5 × 121	16.7	0.75	4.5	5.00	MEA224M1E--C121	
	220,000	63.5 × 144	18.0	0.75	4.5	5.00	MEA224M1E--C144	
	270,000	63.5 × 130	17.5	0.80	3.9	5.00	MEA274M1E--C130	
	270,000	63.5 × 144	18.3	0.80	3.9	5.00	MEA274M1E--C144	
	270,000	76.2 × 100	16.8	0.80	3.9	5.00	MEA274M1E--D100	
	330,000	63.5 × 155	20.3	0.90	3.6	5.00	MEA334M1E--C155	
	330,000	76.2 × 121	18.1	0.90	3.6	5.00	MEA334M1E--D121	
	330,000	76.2 × 144	19.5	0.90	3.6	5.00	MEA334M1E--D144	
	390,000	76.2 × 115	18.9	1.00	3.4	5.00	MEA394M1E--D115	
	390,000	76.2 × 140	20.5	1.00	3.4	5.00	MEA394M1E--D140	
	390,000	76.2 × 144	20.8	1.00	3.4	5.00	MEA394M1E--D144	
	470,000	76.2 × 155	21.5	1.20	3.4	5.00	MEA474M1E--D155	
	470,000	76.2 × 220	25.2	1.20	3.4	5.00	MEA474M1E--D220	
	560,000	89 × 130	22.4	1.40	3.3	5.00	MEA564M1E--E130	
	560,000	89 × 140	23.0	1.40	3.3	5.00	MEA564M1E--E140	
	680,000	89 × 157	25.0	1.60	3.1	5.00	MEA684M1E--E157	
	35	10,000	35 × 53	3.5	0.30	39.8	1.77	MEA103M1V-AA053
		12,000	35 × 53	3.7	0.30	33.2	1.94	MEA123M1V-AA053
		15,000	35 × 50	3.7	0.30	26.5	2.17	MEA153M1V-AA050
15,000		35 × 65	3.9	0.30	26.5	2.17	MEA153M1V-AA065	
18,000		35 × 65	4.2	0.35	25.8	2.38	MEA183M1V-AA065	
18,000		35 × 83	4.7	0.35	25.8	2.38	MEA183M1V-AA083	
22,000		35 × 83	4.9	0.35	21.1	2.63	MEA223M1V-AA083	
27,000		35 × 100	5.7	0.40	19.7	2.92	MEA273M1V-AA100	
27,000		35 × 83	5.2	0.40	19.7	2.92	MEA273M1V-AA083	
33,000		35 × 80	5.9	0.40	16.1	3.22	MEA333M1V-AA080	
33,000		35 × 100	6.5	0.40	16.1	3.22	MEA333M1V-AA100	
33,000		35 × 121	7.1	0.40	16.1	3.22	MEA333M1V-AA121	
39,000		35 × 100	6.7	0.40	13.6	3.50	MEA393M1V-AA100	
39,000		35 × 121	7.3	0.40	13.6	3.50	MEA393M1V-AA121	
47,000		35 × 121	8.0	0.45	12.7	3.85	MEA473M1V-AA121	
47,000		51 × 83	8.3	0.45	12.7	3.85	MEA473M1V--B083	
47,000		51 × 96	8.8	0.45	12.7	3.85	MEA473M1V--B096	
56,000		51 × 83	8.7	0.50	11.8	4.20	MEA563M1V--B083	
56,000		51 × 96	9.3	0.50	11.8	4.20	MEA563M1V--B096	
68,000		51 × 80	9.3	0.50	9.8	4.63	MEA683M1V--B080	
68,000		51 × 100	10.2	0.50	9.8	4.63	MEA683M1V--B100	
68,000		51 × 115	10.9	0.50	9.8	4.63	MEA683M1V--B115	
82,000		51 × 100	10.5	0.55	8.9	5.00	MEA823M1V--B100	
82,000		63.5 × 96	10.7	0.55	8.9	5.00	MEA823M1V--C096	
100,000		63.5 × 100	10.9	0.60	8.0	5.00	MEA104M1V--C100	
100,000		63.5 × 115	11.6	0.60	8.0	5.00	MEA104M1V--C115	
120,000		51 × 121	12.4	0.60	6.6	5.00	MEA124M1V--B121	
120,000		63.5 × 121	12.8	0.60	6.6	5.00	MEA124M1V--C121	
150,000		63.5 × 100	13.0	0.70	6.2	5.00	MEA154M1V--C100	
150,000		63.5 × 130	14.6	0.70	6.2	5.00	MEA154M1V--C130	
150,000		63.5 × 144	15.3	0.70	6.2	5.00	MEA154M1V--C144	
180,000		63.5 × 121	14.6	0.70	5.2	5.00	MEA184M1V--C121	
180,000		63.5 × 144	15.8	0.70	5.2	5.00	MEA184M1V--C144	
180,000		76.2 × 115	14.2	0.70	5.2	5.00	MEA184M1V--D115	
220,000		76.2 × 100	14.8	0.75	4.5	5.00	MEA224M1V--D100	
220,000		76.2 × 130	16.5	0.75	4.5	5.00	MEA224M1V--D130	
220,000		76.2 × 144	17.3	0.75	4.5	5.00	MEA224M1V--D144	
270,000		76.2 × 121	17.1	0.80	3.9	5.00	MEA274M1V--D121	
270,000		76.2 × 155	19.2	0.80	3.9	5.00	MEA274M1V--D155	
330,000		76.2 × 140	19.6	0.85	3.4	5.00	MEA334M1V--D140	
330,000		89 × 130	20.9	0.85	3.4	5.00	MEA334M1V--E130	
390,000		89 × 157	23.8	0.90	3.1	5.00	MEA394M1V--E157	
470,000		89 × 140	24.3	0.95	2.7	5.00	MEA474M1V--E140	
470,000		89 × 157	25.5	0.95	2.7	5.00	MEA474M1V--E157	

Dimension and Permissible Ripple Current

Rated Voltage V _{DC}	Capacitance 120 Hz, 20°C µF	φ D×L mm	Ripple Current 120 Hz, 85°C A/rms	Tan δ at 120 Hz, 20°C	ESR 120 Hz, 20°C mΩ	LC 5 minutes mA	Part Number
50	5,600	35 × 53	2.9	0.25	59.2	1.59	MEA562M1H-AA053
	6,800	35 × 53	3.2	0.25	48.8	1.75	MEA682M1H-AA053
	8,200	35 × 53	3.4	0.25	40.4	1.92	MEA822M1H-AA053
	10,000	35 × 50	3.8	0.25	33.2	2.12	MEA103M1H-AA050
	10,000	35 × 65	4.3	0.25	33.2	2.12	MEA103M1H-AA065
	12,000	35 × 65	4.5	0.25	27.6	2.32	MEA123M1H-AA065
	12,000	35 × 83	4.6	0.25	27.6	2.32	MEA123M1H-AA083
	15,000	35 × 83	4.7	0.25	22.1	2.60	MEA153M1H-AA083
	18,000	35 × 80	4.8	0.25	18.4	2.85	MEA183M1H-AA080
	18,000	35 × 83	4.9	0.25	18.4	2.85	MEA183M1H-AA083
	18,000	35 × 100	5.3	0.25	18.4	2.85	MEA183M1H-AA100
	22,000	35 × 100	5.8	0.30	18.1	3.15	MEA223M1H-AA100
	22,000	35 × 121	6.3	0.30	18.1	3.15	MEA223M1H-AA121
	27,000	35 × 121	6.6	0.35	17.2	3.49	MEA273M1H-AA121
	33,000	51 × 83	7.5	0.40	16.1	3.85	MEA333M1H--B083
	33,000	51 × 96	8.0	0.40	16.1	3.85	MEA333M1H--B096
	39,000	51 × 80	7.6	0.40	13.6	4.19	MEA393M1H--B080
	39,000	51 × 83	7.7	0.40	13.6	4.19	MEA393M1H--B083
	39,000	51 × 96	8.2	0.40	13.6	4.19	MEA393M1H--B096
	47,000	51 × 100	9.6	0.40	11.3	4.60	MEA473M1H--B100
	47,000	51 × 115	10.2	0.40	11.3	4.60	MEA473M1H--B115
	56,000	51 × 100	9.8	0.40	9.5	5.00	MEA563M1H--B100
	56,000	63.5 × 96	10.9	0.40	9.5	5.00	MEA563M1H--C096
	68,000	51 × 121	11.4	0.45	8.8	5.00	MEA683M1H--B121
	68,000	63.5 × 96	11.7	0.45	8.8	5.00	MEA683M1H--C096
	68,000	63.5 × 100	11.9	0.45	8.8	5.00	MEA683M1H--C100
	82,000	63.5 × 100	12.2	0.50	8.1	5.00	MEA823M1H--C100
	82,000	63.5 × 115	13.0	0.50	8.1	5.00	MEA823M1H--C115
	100,000	63.5 × 144	14.2	0.50	6.6	5.00	MEA104M1H--C144
	100,000	76.2 × 115	14.3	0.50	6.6	5.00	MEA104M1H--D115
	120,000	63.5 × 121	13.4	0.50	5.5	5.00	MEA124M1H--C121
	120,000	63.5 × 144	14.5	0.50	5.5	5.00	MEA124M1H--C144
	120,000	76.2 × 115	14.6	0.50	5.5	5.00	MEA124M1H--D115
	150,000	76.2 × 121	15.3	0.60	5.3	5.00	MEA154M1H--D121
	150,000	76.2 × 130	15.8	0.60	5.3	5.00	MEA154M1H--D130
	150,000	76.2 × 144	16.5	0.60	5.3	5.00	MEA154M1H--D144
	180,000	76.2 × 140	16.6	0.70	5.2	5.00	MEA184M1H--D140
	180,000	76.2 × 144	16.8	0.70	5.2	5.00	MEA184M1H--D144
	180,000	76.2 × 155	17.4	0.70	5.2	5.00	MEA184M1H--D155
	220,000	89 × 130	18.2	0.80	4.8	5.00	MEA224M1H--E130
270,000	89 × 140	18.7	1.00	4.9	5.00	MEA274M1H--E140	
270,000	89 × 157	19.7	1.00	4.9	5.00	MEA274M1H--E157	
63	3,900	35 × 53	2.5	0.20	68.0	1.49	MEA392M1J-AA053
	4,700	35 × 53	2.7	0.20	56.4	1.63	MEA472M1J-AA053
	4,700	35 × 55	2.8	0.20	56.4	1.63	MEA472M1J-AA055
	5,600	35 × 50	2.9	0.20	47.4	1.78	MEA562M1J-AA050
	5,600	35 × 53	3.0	0.20	47.4	1.78	MEA562M1J-AA053
	6,800	35 × 53	3.7	0.20	39.0	1.96	MEA682M1J-AA053
	6,800	35 × 55	3.8	0.20	39.0	1.96	MEA682M1J-AA055
	6,800	35 × 65	4.1	0.20	39.0	1.96	MEA682M1J-AA065
	8,200	35 × 65	4.4	0.25	40.4	2.16	MEA822M1J-AA065
	8,200	35 × 83	4.6	0.25	40.4	2.16	MEA822M1J-AA083
	10,000	35 × 80	4.6	0.25	33.2	2.38	MEA103M1J-AA080
	10,000	35 × 83	4.7	0.25	33.2	2.38	MEA103M1J-AA083
	12,000	35 × 83	4.8	0.25	27.6	2.61	MEA123M1J-AA083
	12,000	35 × 100	5.1	0.25	27.6	2.61	MEA123M1J-AA100
	15,000	35 × 100	5.6	0.25	22.1	2.92	MEA153M1J-AA100
	15,000	35 × 105	5.7	0.25	22.1	2.92	MEA153M1J-AA105
	18,000	35 × 100	6.2	0.25	18.4	3.19	MEA183M1J-AA100
	18,000	35 × 121	6.8	0.25	18.4	3.19	MEA183M1J-AA121
	22,000	35 × 121	7.4	0.30	18.1	3.53	MEA223M1J-AA121
	22,000	51 × 80	7.6	0.30	18.1	3.53	MEA223M1J--B080
	22,000	51 × 83	7.7	0.30	18.1	3.53	MEA223M1J--B083
	27,000	51 × 83	8.2	0.30	14.7	3.91	MEA273M1J--B083
	27,000	51 × 96	8.5	0.30	14.7	3.91	MEA273M1J--B096
	33,000	51 × 96	8.6	0.35	14.1	4.33	MEA333M1J--B096

Dimension and Permissible Ripple Current

Rated Voltage V _{DC}	Capacitance 120 Hz, 20°C μF	φ D×L mm	Ripple Current 120 Hz, 85°C A/rms	Tan δ at 120 Hz, 20°C	ESR 120 Hz, 20°C mΩ	LC 5 minutes mA	Part Number
63	33,000	51 × 100	8.7	0.35	14.1	4.33	MEA333M1J--B100
	33,000	51 × 105	8.9	0.35	14.1	4.33	MEA333M1J--B105
	39,000	51 × 100	9.6	0.35	11.9	4.70	MEA393M1J--B100
	39,000	51 × 115	10.2	0.35	11.9	4.70	MEA393M1J--B115
	39,000	51 × 121	10.5	0.35	11.9	4.70	MEA393M1J--B121
	47,000	51 × 130	11.4	0.40	11.3	5.00	MEA473M1J--B130
	47,000	63.5 × 100	11.5	0.40	11.3	5.00	MEA473M1J--C100
	47,000	63.5 × 105	11.8	0.40	11.3	5.00	MEA473M1J--C105
	56,000	63.5 × 100	11.8	0.40	9.5	5.00	MEA563M1J--C100
	56,000	63.5 × 115	12.5	0.40	9.5	5.00	MEA563M1J--C115
	68,000	63.5 × 121	12.7	0.40	7.8	5.00	MEA683M1J--C121
	68,000	63.5 × 144	13.7	0.40	7.8	5.00	MEA683M1J--C144
	68,000	76.2 × 105	13.3	0.40	7.8	5.00	MEA683M1J--D105
	82,000	63.5 × 130	13.6	0.45	7.3	5.00	MEA823M1J--C130
	82,000	63.5 × 144	14.2	0.45	7.3	5.00	MEA823M1J--C144
	100,000	76.2 × 115	13.8	0.45	6.0	5.00	MEA104M1J--D115
	100,000	76.2 × 121	14.1	0.45	6.0	5.00	MEA104M1J--D121
	100,000	76.2 × 144	15.2	0.45	6.0	5.00	MEA104M1J--D144
	120,000	76.2 × 130	15.1	0.50	5.5	5.00	MEA124M1J--D130
	120,000	76.2 × 140	15.6	0.50	5.5	5.00	MEA124M1J--D140
	120,000	76.2 × 144	15.8	0.50	5.5	5.00	MEA124M1J--D144
	150,000	76.2 × 155	17.4	0.55	4.9	5.00	MEA154M1J--D155
	150,000	76.2 × 220	20.4	0.55	4.9	5.00	MEA154M1J--D220
150,000	89 × 140	18.2	0.55	4.9	5.00	MEA154M1J--E140	
180,000	89 × 130	18.6	0.60	4.4	5.00	MEA184M1J--E130	
220,000	89 × 157	21.4	0.65	3.9	5.00	MEA224M1J--E157	
80	3,300	35 × 50	2.4	0.15	60.3	1.54	MEA332M1K-AA050
	3,300	35 × 53	2.5	0.15	60.3	1.54	MEA332M1K-AA053
	3,900	35 × 53	2.7	0.15	51.0	1.68	MEA392M1K-AA053
	4,700	35 × 65	2.9	0.15	42.3	1.84	MEA472M1K-AA065
	5,600	35 × 65	3.7	0.20	47.4	2.01	MEA562M1K-AA065
	5,600	35 × 83	4.1	0.20	47.4	2.01	MEA562M1K-AA083
	6,800	35 × 80	4.2	0.20	39.0	2.21	MEA682M1K-AA080
	6,800	35 × 83	4.3	0.20	39.0	2.21	MEA682M1K-AA083
	8,200	35 × 83	4.5	0.20	32.3	2.43	MEA822M1K-AA083
	10,000	35 × 100	5.4	0.20	26.5	2.68	MEA103M1K-AA100
	12,000	35 × 100	5.6	0.20	22.1	2.94	MEA123M1K-AA100
	12,000	35 × 121	6.1	0.20	22.1	2.94	MEA123M1K-AA121
	15,000	35 × 121	7.1	0.25	22.1	3.29	MEA153M1K-AA121
	15,000	51 × 80	7.2	0.25	22.1	3.29	MEA153M1K--B080
	15,000	51 × 83	7.3	0.25	22.1	3.29	MEA153M1K--B083
	18,000	35 × 121	7.4	0.25	18.4	3.60	MEA183M1K-AA121
	18,000	51 × 83	7.7	0.25	18.4	3.60	MEA183M1K--B083
	22,000	51 × 96	8.2	0.30	18.1	3.98	MEA223M1K--B096
	22,000	51 × 100	8.5	0.30	18.1	3.98	MEA223M1K--B100
	27,000	51 × 96	8.4	0.30	14.7	4.41	MEA273M1K--B096
	27,000	51 × 121	8.6	0.30	14.7	4.41	MEA273M1K--B121
	27,000	63.5 × 100	8.6	0.30	14.7	4.41	MEA273M1K--C100
	33,000	51 × 115	9.8	0.35	14.1	4.87	MEA333M1K--B115
	33,000	63.5 × 100	10.5	0.35	14.1	4.87	MEA333M1K--C100
	39,000	51 × 130	10.8	0.35	11.9	5.00	MEA393M1K--B130
	39,000	63.5 × 121	11.8	0.35	11.9	5.00	MEA393M1K--C121
	47,000	63.5 × 115	12.7	0.35	9.9	5.00	MEA473M1K--C115
	47,000	63.5 × 121	13.0	0.35	9.9	5.00	MEA473M1K--C121
	47,000	63.5 × 144	14.0	0.35	9.9	5.00	MEA473M1K--C144
	56,000	63.5 × 130	13.6	0.35	8.3	5.00	MEA563M1K--C130
	56,000	63.5 × 144	14.2	0.35	8.3	5.00	MEA563M1K--C144
	68,000	76.2 × 115	15.2	0.35	6.8	5.00	MEA683M1K--D115
	68,000	76.2 × 121	15.5	0.35	6.8	5.00	MEA683M1K--D121
	68,000	76.2 × 144	16.7	0.35	6.8	5.00	MEA683M1K--D144
	82,000	76.2 × 130	16.4	0.35	5.7	5.00	MEA823M1K--D130
	82,000	76.2 × 140	16.9	0.35	5.7	5.00	MEA823M1K--D140
	82,000	76.2 × 144	17.1	0.35	5.7	5.00	MEA823M1K--D144
	100,000	76.2 × 155	18.3	0.40	5.3	5.00	MEA104M1K--D155
	100,000	89 × 140	19.1	0.40	5.3	5.00	MEA104M1K--E140
	120,000	89 × 130	20.3	0.40	4.4	5.00	MEA124M1K--E130
150,000	89 × 157	24.6	0.40	3.5	5.00	MEA154M1K--E157	

Dimension and Permissible Ripple Current

Rated Voltage V _{DC}	Capacitance 120 Hz, 20°C μF	φ D×L mm	Ripple Current 120 Hz, 85°C A/rms	Tan δ at 120 Hz, 20°C	ESR 120 Hz, 20°C mΩ	LC 5 minutes mA	Part Number
100	1,800	35 × 53	2.3	0.15	111	1.27	MEA182M2A-AA053
	2,200	35 × 50	2.4	0.15	90.4	1.41	MEA222M2A-AA050
	2,200	35 × 53	2.5	0.15	90.4	1.41	MEA222M2A-AA053
	2,700	35 × 53	2.7	0.15	73.7	1.56	MEA272M2A-AA053
	3,300	35 × 65	2.9	0.15	60.3	1.72	MEA332M2A-AA065
	3,300	35 × 80	3.2	0.15	60.3	1.72	MEA332M2A-AA080
	3,900	35 × 83	3.5	0.15	51.0	1.87	MEA392M2A-AA083
	4,700	35 × 80	3.6	0.15	42.3	2.06	MEA472M2A-AA080
	4,700	35 × 83	3.7	0.15	42.3	2.06	MEA472M2A-AA083
	5,600	35 × 100	4.6	0.15	35.5	2.24	MEA562M2A-AA100
	6,800	35 × 100	4.9	0.20	39.0	2.47	MEA682M2A-AA100
	6,800	35 × 105	5.0	0.20	39.0	2.47	MEA682M2A-AA105
	8,200	35 × 121	5.6	0.20	32.3	2.72	MEA822M2A-AA121
	8,200	51 × 83	5.8	0.20	32.3	2.72	MEA822M2A--B083
	10,000	35 × 121	6.0	0.20	26.5	3.00	MEA103M2A-AA121
	10,000	51 × 80	6.1	0.20	26.5	3.00	MEA103M2A--B080
	10,000	51 × 83	6.2	0.20	26.5	3.00	MEA103M2A--B083
	12,000	51 × 75	6.6	0.20	22.1	3.29	MEA123M2A--B075
	12,000	51 × 100	7.5	0.20	22.1	3.29	MEA123M2A--B100
	15,000	51 × 96	7.7	0.20	17.7	3.67	MEA153M2A--B096
	15,000	51 × 105	8.0	0.20	17.7	3.67	MEA153M2A--B105
	15,000	51 × 121	8.5	0.20	17.7	3.67	MEA153M2A--B121
	18,000	51 × 115	8.2	0.20	14.7	4.02	MEA183M2A--B115
	18,000	51 × 121	8.6	0.20	14.7	4.02	MEA183M2A--B121
	18,000	63.5 × 100	8.8	0.20	14.7	4.02	MEA183M2A--C100
	22,000	51 × 130	9.5	0.25	15.1	4.45	MEA223M2A--B130
	22,000	63.5 × 100	9.6	0.25	15.1	4.45	MEA223M2A--C100
	22,000	63.5 × 105	9.8	0.25	15.1	4.45	MEA223M2A--C105
	27,000	63.5 × 115	10.1	0.25	12.3	4.93	MEA273M2A--C115
	27,000	63.5 × 121	10.3	0.25	12.3	4.93	MEA273M2A--C121
	33,000	63.5 × 130	11.6	0.25	10.0	5.00	MEA333M2A--C130
	33,000	63.5 × 144	12.1	0.25	10.0	5.00	MEA333M2A--C144
	33,000	76.2 × 100	11.5	0.25	10.0	5.00	MEA333M2A--D100
	33,000	76.2 × 105	11.7	0.25	10.0	5.00	MEA333M2A--D105
	39,000	76.2 × 115	13.8	0.25	8.5	5.00	MEA393M2A--D115
	39,000	76.2 × 121	14.1	0.25	8.5	5.00	MEA393M2A--D121
	39,000	76.2 × 144	12.4	0.25	8.5	5.00	MEA393M2A--D144
	47,000	76.2 × 130	13.3	0.25	7.1	5.00	MEA473M2A--D130
	47,000	76.2 × 140	13.7	0.25	7.1	5.00	MEA473M2A--D140
	47,000	76.2 × 144	13.9	0.25	7.1	5.00	MEA473M2A--D144
56,000	76.2 × 144	15.3	0.30	7.1	5.00	MEA563M2A--D144	
56,000	76.2 × 155	15.8	0.30	7.1	5.00	MEA563M2A--D155	
68,000	89 × 130	16.4	0.35	6.8	5.00	MEA683M2A--E130	
68,000	89 × 140	16.9	0.35	6.8	5.00	MEA683M2A--E140	
82,000	89 × 157	19.5	0.35	5.7	5.00	MEA823M2A--E157	
100,000	89 × 170	22.3	0.35	4.6	5.00	MEA104M2A--E170	
160	3,300	35 × 121	5.2	0.15	60.3	2.18	MEA332M2C-AA121
	3,900	51 × 75	5.3	0.15	51.0	2.37	MEA392M2C--B075
	4,700	51 × 75	5.8	0.15	42.3	2.60	MEA472M2C--B075
	5,600	51 × 96	7.0	0.15	35.5	2.84	MEA562M2C--B096
	6,800	51 × 96	7.7	0.15	29.3	3.13	MEA682M2C--B096
	8,200	51 × 115	9.1	0.15	24.3	3.44	MEA822M2C--B115
	10,000	63.5 × 96	10.3	0.15	19.9	3.79	MEA103M2C--C096
	12,000	63.5 × 96	11.3	0.15	16.6	4.16	MEA123M2C--C096
	15,000	63.5 × 130	14.3	0.15	13.3	4.65	MEA153M2C--C130
	18,000	63.5 × 130	15.6	0.15	11.1	5.00	MEA183M2C--C130
	22,000	76.2 × 130	18.2	0.15	9.0	5.00	MEA223M2C--D130
	27,000	76.2 × 130	20.2	0.15	7.4	5.00	MEA273M2C--D130
	33,000	89 × 130	23.7	0.15	6.0	5.00	MEA333M2C--E130
	39,000	89 × 157	27.8	0.15	5.1	5.00	MEA393M2C--E157

Dimension and Permissible Ripple Current

Rated Voltage V _{DC}	Capacitance 120 Hz, 20°C μF	φ D×L mm	Ripple Current 120 Hz, 85°C A/rms	Tan δ at 120 Hz, 20°C	ESR 120 Hz, 20°C mΩ	LC 5 minutes mA	Part Number
200	6,800	51 × 130	8.7	0.15	29.3	3.50	MEA682M2D--B130
	8,200	63.5 × 96	9.4	0.15	24.3	3.84	MEA822M2D--C096
	10,000	63.5 × 96	10.3	0.15	19.9	4.24	MEA103M2D--C096
	12,000	76.2 × 96	12.0	0.15	16.6	4.65	MEA123M2D--D096
	15,000	76.2 × 96	14.4	0.15	13.3	5.00	MEA153M2D--D096
	18,000	76.2 × 130	16.5	0.15	11.1	5.00	MEA183M2D--D130
	22,000	76.2 × 155	19.6	0.15	9.0	5.00	MEA223M2D--D155
	27,000	89 × 130	21.5	0.15	7.4	5.00	MEA273M2D--E130
	33,000	89 × 157	25.5	0.15	6.0	5.00	MEA333M2D--E157
250	1,500	35 × 100	3.2	0.15	132.6	1.84	MEA152M2E-AA100
	1,800	35 × 100	3.5	0.15	110.5	2.01	MEA182M2E-AA100
	2,200	51 × 75	4.0	0.15	90.4	2.22	MEA222M2E--B075
	2,700	51 × 75	4.4	0.15	73.7	2.46	MEA272M2E--B075
	3,300	51 × 96	5.4	0.15	60.3	2.72	MEA332M2E--B096
	3,900	51 × 115	6.3	0.15	51.0	2.96	MEA392M2E--B115
	4,700	63.5 × 96	7.1	0.15	42.3	3.25	MEA472M2E--C096
	5,600	63.5 × 96	7.7	0.15	35.5	3.55	MEA562M2E--C096
	6,800	63.5 × 115	9.1	0.15	29.3	3.91	MEA682M2E--C115
	8,200	63.5 × 115	10.0	0.15	24.3	4.30	MEA822M2E--C115
	10,000	63.5 × 130	11.6	0.15	19.9	4.74	MEA103M2E--C130
	12,000	76.2 × 115	12.8	0.15	16.6	5.00	MEA123M2E--D115
	15,000	76.2 × 130	15.1	0.15	13.3	5.00	MEA153M2E--D130
	18,000	76.2 × 155	17.7	0.15	11.1	5.00	MEA183M2E--D155
		22,000	89 × 157	20.9	0.15	9.0	5.00
350	390	35 × 50	1.5	0.15	510	1.11	MEA391M2V-AA050
	390	35 × 53	1.6	0.15	510	1.11	MEA391M2V-AA053
	470	35 × 60	2.0	0.15	423	1.22	MEA471M2V-AA060
	470	35 × 65	2.1	0.15	423	1.22	MEA471M2V-AA065
	470	35 × 83	2.3	0.15	423	1.22	MEA471M2V-AA083
	560	35 × 70	2.2	0.15	355	1.33	MEA561M2V-AA070
	560	35 × 83	2.3	0.15	355	1.33	MEA561M2V-AA083
	680	35 × 80	2.5	0.15	293	1.46	MEA681M2V-AA080
	680	35 × 83	2.6	0.15	293	1.46	MEA681M2V-AA083
	820	35 × 90	2.9	0.15	243	1.61	MEA821M2V-AA090
	820	35 × 100	3.0	0.15	243	1.61	MEA821M2V-AA100
	1,000	35 × 100	3.4	0.15	199	1.77	MEA102M2V-AA100
	1,200	35 × 121	4.1	0.15	166	1.94	MEA122M2V-AA121
	1,200	51 × 75	3.8	0.15	166	1.94	MEA122M2V--B075
	1,500	51 × 75	4.2	0.15	133	2.17	MEA152M2V--B075
	1,800	51 × 85	4.8	0.15	111	2.38	MEA182M2V--B085
	1,800	51 × 96	5.1	0.15	111	2.38	MEA182M2V--B096
	2,200	51 × 96	5.7	0.15	90.4	2.63	MEA222M2V--B096
	2,700	51 × 115	6.8	0.15	73.7	2.92	MEA272M2V--B115
	2,700	51 × 130	7.1	0.15	73.7	2.92	MEA272M2V--B130
	3,300	51 × 130	8.1	0.15	60.3	3.22	MEA332M2V--B130
	3,300	63.5 × 96	7.3	0.15	60.3	3.22	MEA332M2V--C096
	3,300	63.5 × 115	7.9	0.15	60.3	3.22	MEA332M2V--C115
	3,900	63.5 × 115	8.9	0.15	51.0	3.50	MEA392M2V--C115
	4,700	63.5 × 130	10.3	0.15	42.3	3.85	MEA472M2V--C130
	4,700	76.2 × 96	10.1	0.15	42.3	3.85	MEA472M2V--D096
	5,600	76.2 × 115	11.3	0.15	35.5	4.20	MEA562M2V--D115
	6,800	76.2 × 130	13.1	0.15	29.3	4.63	MEA682M2V--D130
	8,200	76.2 × 155	15.4	0.15	24.3	5.00	MEA822M2V--D155
	10,000	76.2 × 170	17.3	0.15	19.9	5.00	MEA103M2V--D170
	10,000	89 × 130	16.7	0.15	19.9	5.00	MEA103M2V--E130
	10,000	89 × 157	18.1	0.15	19.9	5.00	MEA103M2V--E157
12,000	89 × 155	19.9	0.15	16.6	5.00	MEA123M2V--E155	
12,000	89 × 157	20.0	0.15	16.6	5.00	MEA123M2V--E157	
15,000	89 × 196	24.4	0.15	13.3	5.00	MEA153M2V--E196	
	18,000	89 × 236	28.8	0.15	11.1	5.00	MEA183M2V--E236
400	330	35 × 50	1.5	0.15	603	1.09	MEA331M2G-AA050
	330	35 × 53	1.5	0.15	603	1.09	MEA331M2G-AA053
	390	35 × 60	1.9	0.15	510	1.18	MEA391M2G-AA060
	390	35 × 65	2.0	0.15	510	1.18	MEA391M2G-AA065

Dimension and Permissible Ripple Current

Rated Voltage V _{DC}	Capacitance 120 Hz, 20°C µF	φ D×L mm	Ripple Current 120 Hz, 85°C A/rms	Tan δ at 120 Hz, 20°C	ESR 120 Hz, 20°C mΩ	LC 5 minutes mA	Part Number
400	390	35 × 83	2.1	0.15	510	1.18	MEA391M2G-AA083
	470	35 × 70	2.0	0.15	423	1.30	MEA471M2G-AA070
	470	35 × 83	2.1	0.15	423	1.30	MEA471M2G-AA083
	560	35 × 80	2.2	0.15	355	1.42	MEA561M2G-AA080
	560	35 × 83	2.3	0.15	355	1.42	MEA561M2G-AA083
	680	35 × 90	2.7	0.15	293	1.56	MEA681M2G-AA090
	680	35 × 100	2.8	0.15	293	1.56	MEA681M2G-AA100
	820	35 × 100	3.1	0.15	243	1.72	MEA821M2G-AA100
	1,000	35 × 121	3.5	0.15	199	1.90	MEA102M2G-AA121
	1,000	51 × 75	3.5	0.15	199	1.90	MEA102M2G--B075
	1,200	51 × 75	3.8	0.15	166	2.08	MEA122M2G--B075
	1,500	51 × 85	4.4	0.15	133	2.32	MEA152M2G--B085
	1,500	51 × 96	4.7	0.15	133	2.32	MEA152M2G--B096
	1,800	51 × 96	5.1	0.15	111	2.55	MEA182M2G--B096
	2,200	51 × 121	6.2	0.15	90.4	2.81	MEA222M2G--B121
	2,200	51 × 130	6.4	0.15	90.4	2.81	MEA222M2G--B130
	2,200	63.5 × 96	6.3	0.15	90.4	2.81	MEA222M2G--C096
	2,700	63.5 × 96	6.9	0.15	73.7	3.12	MEA272M2G--C096
	3,300	63.5 × 115	8.2	0.15	60.3	3.45	MEA332M2G--C115
	3,900	63.5 × 130	9.4	0.15	51.0	3.75	MEA392M2G--C130
	3,900	76.2 × 96	9.1	0.15	51.0	3.75	MEA392M2G--D096
	4,700	76.2 × 115	10.4	0.15	42.3	4.11	MEA472M2G--D115
	5,600	76.2 × 130	11.9	0.15	35.5	4.49	MEA562M2G--D130
	6,800	76.2 × 155	14.0	0.15	29.3	4.95	MEA682M2G--D155
	6,800	89 × 157	14.9	0.15	29.3	4.95	MEA682M2G--E157
	8,200	76.2 × 170	15.6	0.15	24.3	5.00	MEA822M2G--D170
	8,200	89 × 130	15.1	0.15	24.3	5.00	MEA822M2G--E130
	8,200	89 × 157	16.4	0.15	24.3	5.00	MEA822M2G--E157
	10,000	89 × 155	18.1	0.15	19.9	5.00	MEA103M2G--E155
	10,000	89 × 157	18.2	0.15	19.9	5.00	MEA103M2G--E157
	12,000	89 × 196	21.8	0.15	16.6	5.00	MEA123M2G--E196
	15,000	89 × 220	25.4	0.15	13.3	5.00	MEA153M2G--E220
	15,000	89 × 236	26.3	0.15	13.3	5.00	MEA153M2G--E236
450	270	35 × 50	1.2	0.15	736	1.05	MEA271M2W-AA050
	270	35 × 53	1.3	0.15	736	1.05	MEA271M2W-AA053
	330	35 × 60	1.7	0.15	602	1.16	MEA331M2W-AA060
	330	35 × 65	1.8	0.15	602	1.16	MEA331M2W-AA065
	390	35 × 70	1.9	0.15	510	1.26	MEA391M2W-AA070
	390	35 × 83	2.0	0.15	510	1.26	MEA391M2W-AA083
	470	35 × 80	2.1	0.15	423	1.38	MEA471M2W-AA080
	470	35 × 83	2.1	0.15	423	1.38	MEA471M2W-AA083
	560	35 × 90	2.4	0.15	355	1.51	MEA561M2W-AA090
	560	35 × 100	2.5	0.15	355	1.51	MEA561M2W-AA100
	680	35 × 100	2.8	0.15	293	1.66	MEA681M2W-AA100
	820	35 × 121	3.2	0.15	243	1.82	MEA821M2W-AA121
	820	51 × 75	3.2	0.15	243	1.82	MEA821M2W--B075
	1,000	51 × 75	3.5	0.15	199	2.01	MEA102M2W--B075
	1,200	51 × 96	4.2	0.15	166	2.20	MEA122M2W--B096
	1,500	51 × 115	5.0	0.15	133	2.46	MEA152M2W--B115
	1,800	51 × 130	5.8	0.15	111	2.70	MEA182M2W--B130
	2,200	63.5 × 96	6.3	0.15	90.4	2.98	MEA222M2W--C096
	2,700	63.5 × 115	7.5	0.15	73.7	3.31	MEA272M2W--C115
	3,300	63.5 × 130	8.6	0.15	60.3	3.66	MEA332M2W--C130
	3,300	76.2 × 96	8.4	0.15	60.3	3.66	MEA332M2W--D096
	3,900	76.2 × 115	9.5	0.15	51.0	3.97	MEA392M2W--D115
	4,700	76.2 × 130	10.8	0.15	42.3	4.36	MEA472M2W--D130
	5,600	76.2 × 155	12.8	0.15	35.5	4.76	MEA562M2W--D155
	6,800	76.2 × 170	14.3	0.15	29.3	5.00	MEA682M2W--D170
	6,800	89 × 130	13.8	0.15	29.3	5.00	MEA682M2W--E130
	6,800	89 × 157	15.0	0.15	29.3	5.00	MEA682M2W--E157
	8,200	89 × 155	16.3	0.15	24.3	5.00	MEA822M2W--E155
	8,200	89 × 157	16.4	0.15	24.3	5.00	MEA822M2W--E157
	10,000	89 × 196	19.9	0.15	19.9	5.00	MEA103M2W--E196
	12,000	89 × 220	22.8	0.15	16.6	5.00	MEA123M2W--E220
	12,000	89 × 236	23.6	0.15	16.6	5.00	MEA123M2W--E236

Part Numbering System

MEA Series 3300 μ F $\pm 20\%$ 400V Plain case + Mounting clamp M5 Post 63.5 ϕ x 115L

MEA

332

M

2G

-

-

C115

XX

Series Name Capacitance

Capacitance tolerance

Rated voltage

Case Type

Terminal type

Case size

S = Standard
KS = AEC-Q200 Qualified, Safety Critical Application
LS = AEC-Q200 Qualified, Non-Safety Critical Application

Example:

Cap.	Symbol
470	471
1,800	182
10,000	103

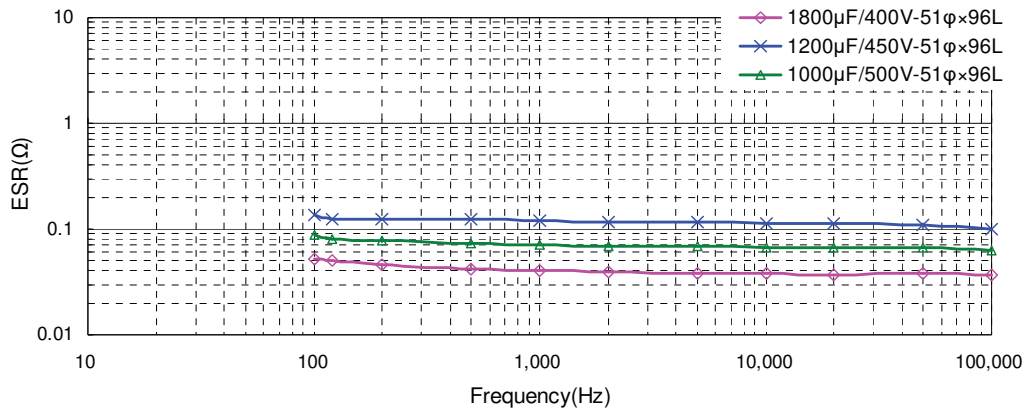
Example:

Voltage	Symbol
350	2V
400	2G
450	2W

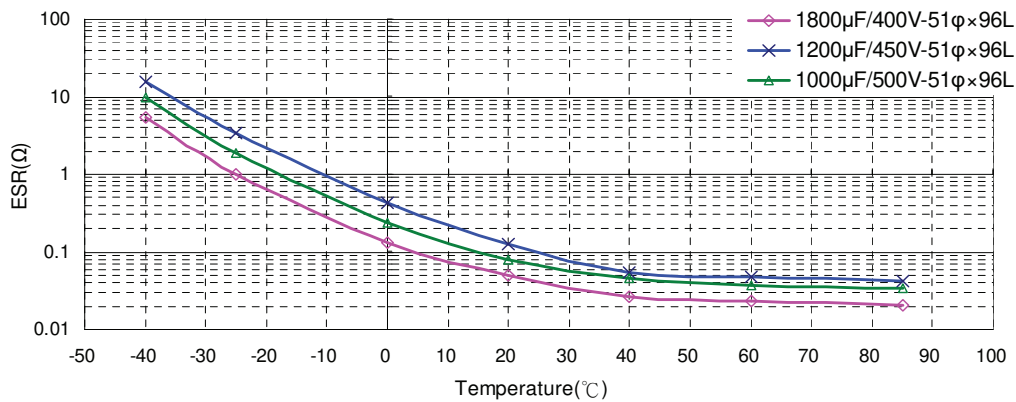
Example:

ϕ D x L	Code
35 x 83	A083
51 x 96	B096
89 x 157	E157

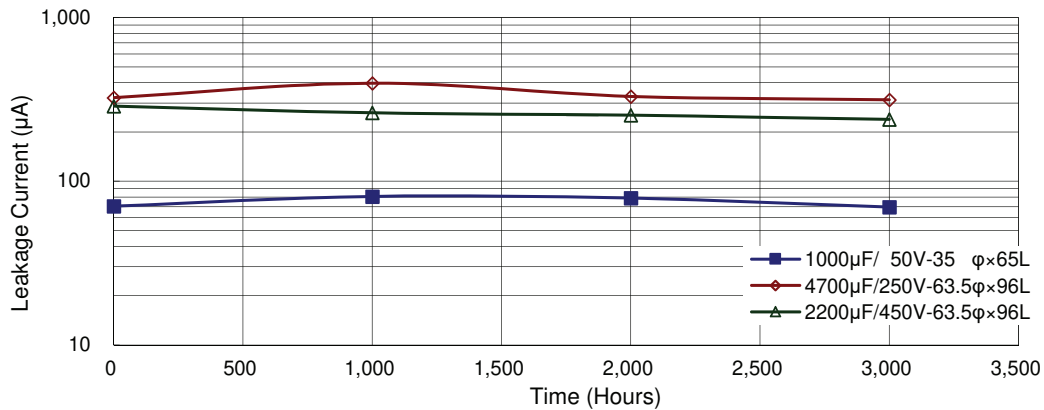
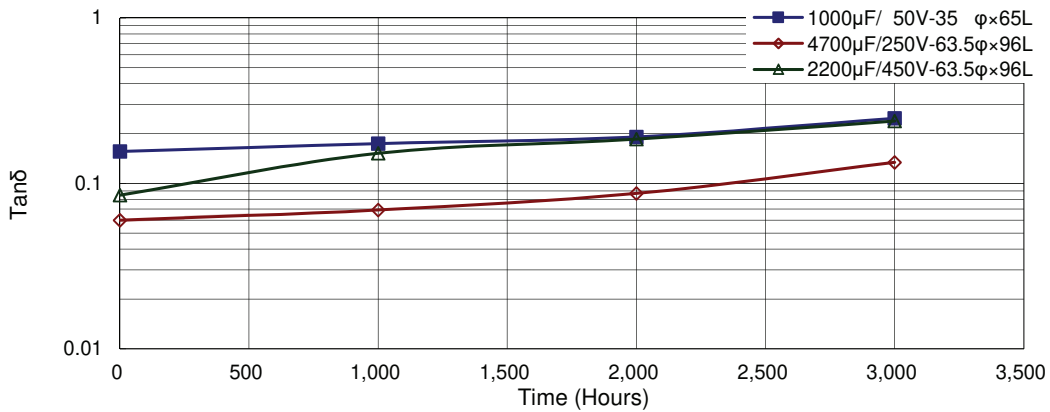
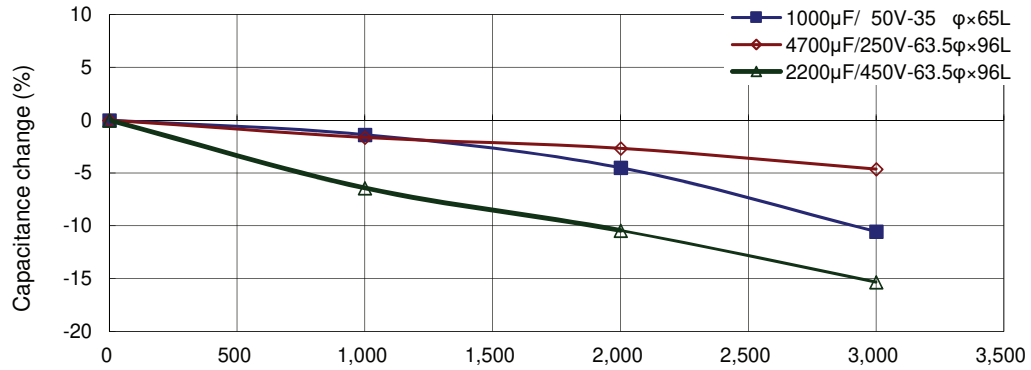
ESR-Frequency Characteristics



ESR-Temperature Characteristics



Typical Endurance Curves



Useful Life Chart

